

Computerised results and timing service provided by **TISSOT**

Moto3

AIRASIA GRAND PRIX OF JAPAN

**Warm Up
Classification**

13

	<i>Rider</i>	<i>Nation</i>	<i>Team</i>	<i>Motorcycle</i>	<i>Time</i>	<i>Lap Total</i>	<i>Gap</i>	<i>Top Speed</i>
1	52 Danny KENT	GBR	Red Bull KTM Ajo	KTM	1'59.060	10 10		213.1
2	94 Jonas FOLGER	GER	Mapfre Aspar Team Moto3	KALEX KTM	1'59.154	10 10	0.094 0.094	211.4
3	11 Sandro CORTESE	GER	Red Bull KTM Ajo	KTM	1'59.159	9 9	0.099 0.005	212.2
4	25 Maverick VIÑALES	SPA	Blusens Avintia	FTR HONDA	1'59.245	10 10	0.185 0.086	212.1
5	39 Luis SALOM	SPA	RW Racing GP	KALEX KTM	1'59.280	10 10	0.220 0.035	211.3
6	63 Zulfahmi KHAIRUDDIN	MAL	AirAsia-Sic-Ajo	KTM	1'59.549	8 8	0.489 0.269	211.1
7	5 Romano FENATI	ITA	Team Italia FMI	FTR HONDA	1'59.624	5 10	0.564 0.075	211.1
8	42 Alex RINS	SPA	Estrella Galicia 0,0	SUTER HONDA	1'59.672	5 10	0.612 0.048	211.4
9	7 Efren VAZQUEZ	SPA	JHK t-shirt Laglisse	FTR HONDA	1'59.857	6 10	0.797 0.185	212.5
10	61 Arthur SISSIS	AUS	Red Bull KTM Ajo	KTM	1'59.988	5 10	0.928 0.131	214.1
11	96 Louis ROSSI	FRA	Racing Team Germany	FTR HONDA	1'59.996	4 10	0.936 0.008	205.9
12	31 Niklas AJO	FIN	TT Motion Events Racing	KTM	2'00.058	5 10	0.998 0.062	209.1
13	41 Brad BINDER	RSA	RW Racing GP	KALEX KTM	2'00.065	5 10	1.005 0.007	210.5
14	26 Adrian MARTIN	SPA	JHK t-shirt Laglisse	FTR HONDA	2'00.112	10 10	1.052 0.047	208.5
15	44 Miguel OLIVEIRA	POR	Estrella Galicia 0,0	SUTER HONDA	2'00.136	7 10	1.076 0.024	204.5
16	27 Niccolò ANTONELLI	ITA	San Carlo Gresini Moto3	FTR HONDA	2'00.202	9 10	1.142 0.066	207.7
17	17 John McPHEE	GBR	Caretta Technology	KRP HONDA	2'00.312	10 10	1.252 0.110	206.7
18	19 Alessandro TONUCCI	ITA	Team Italia FMI	FTR HONDA	2'00.328	4 10	1.268 0.016	210.2
19	9 Toni FINSTERBUSCH	GER	Racing Team Germany	HONDA	2'00.595	5 10	1.535 0.267	208.0
20	81 Hyuga WATANABE	JPN	Project U 7C Harc	HONDA	2'00.688	9 10	1.628 0.093	208.0
21	8 Jack MILLER	AUS	Caretta Technology	HONDA	2'00.827	10 10	1.767 0.139	205.4
22	12 Alex MARQUEZ	SPA	Ambrogio Next Racing	SUTER HONDA	2'00.892	9 10	1.832 0.065	206.3
23	84 Jakub KORNFEL	CZE	Redox-Ongetta-Centro Seta	FTR HONDA	2'00.907	9 9	1.847 0.015	204.2
24	82 Yuudai KAMEI	JPN	18 Garage Racing Team	HONDA	2'01.041	4 10	1.981 0.134	208.6
25	89 Alan TECHER	FRA	Technomag-CIP-TSR	TSR HONDA	2'01.046	10 10	1.986 0.005	206.6
26	32 Isaac VIÑALES	SPA	Ongetta-Centro Seta	FTR HONDA	2'01.263	8 10	2.203 0.217	206.6
27	23 Alberto MONCAYO	SPA	Andalucia JHK t-shirt Laglisse	FTR HONDA	2'01.339	2 2	2.279 0.076	209.4
28	29 Luca AMATO	GER	Mapfre Aspar Team Moto3	KALEX KTM	2'01.656	3 10	2.596 0.317	211.7
29	51 Kenta FUJII	JPN	Technomag-CIP-TSR	TSR HONDA	2'01.863	3 3	2.803 0.207	209.9
30	99 Danny WEBB	GBR	Mahindra Racing	MAHINDRA	2'01.917	10 10	2.857 0.054	205.1
31	30 Giulian PEDONE	SWI	Ambrogio Next Racing	SUTER HONDA	2'02.122	4 5	3.062 0.205	204.4
32	28 Josep RODRIGUEZ	SPA	Moto FGR	FGR HONDA	2'02.501	4 10	3.441 0.379	207.7
33	20 Riccardo MORETTI	ITA	Mahindra Racing	MAHINDRA	2'05.116	2 4	6.056 2.615	199.6

Not Classified

80 Armando PONTONE	ITA	IodaRacing Project	IODA
---------------------------	-----	--------------------	------

Practice conditionDry

Air: 16°
Humidity: 60%
Ground: 22°

Fastest Lap:	Lap: 10	Danny KENT	1'59.060	145.167 Km/h
Circuit Record Lap:		New category		
Circuit Best Lap:	2012	Danny KENT	1'58.371	146.012 Km/h

The results are provisional until the end of the limit for protest and appeals.

Time limit for protest expires 60' after publication of the results - Mr. Time:

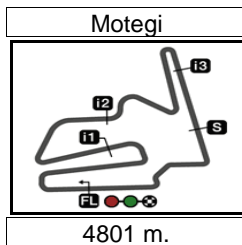
These data/results cannot be reproduced, stored and/or transmitted in whole or in part by any manner of electronic, mechanical, photocopying, recording, broadcasting or otherwise now known or herein after developed without the previous express consent by the copyright owner, except for reproduction in daily press and regular printed publications on sale to the public within 60 days of the event related to those data/results and always provided that copyright symbol appears together as follows below.

© DORNA, 2012

Official MotoGP Timing by **TISSOT**
www.motogp.com



Motegi, Sunday, October 14, 2012



Computerised results and timing service provided by **TISSOT**

Moto3

AIRASIA GRAND PRIX OF JAPAN

Warm Up

Top Speed & Average

14



Rider	Nation	Motorcycle	Top 5 speeds					Average	Top
61 Arthur SISSIS	AUS	KTM	214.1	213.9	212.0	211.8	210.5	212.4	214.1
52 Danny KENT	GBR	KTM	213.1	212.8	212.3	211.2	210.3	212.0	213.1
7 Efen VAZQUEZ	SPA	FTR HONDA	212.5	209.4	208.9	208.1	207.6	209.3	212.5
11 Sandro CORTESE	GER	KTM	212.2	210.0	209.8	209.3	208.1	209.9	212.2
25 Maverick VIÑALES	SPA	FTR HONDA	212.1	209.7	207.5	207.3	206.7	208.7	212.1
29 Luca AMATO	GER	KALEX KTM	211.7	210.9	210.3	208.9	208.5	210.1	211.7
94 Jonas FOLGER	GER	KALEX KTM	211.4	208.5	207.8	206.9	206.0	208.1	211.4
42 Alex RINS	SPA	SUTER HONDA	211.4	209.4	209.3	208.7	205.9	208.9	211.4
39 Luis SALOM	SPA	KALEX KTM	211.3	210.9	210.7	210.6	210.0	210.7	211.3
5 Romano FENATI	ITA	FTR HONDA	211.1	208.9	208.3	208.3	207.6	208.8	211.1
63 Zufahmi KHAIRUDDIN	MAL	KTM	211.1	210.7	210.5	210.3	210.2	210.5	211.1
41 Brad BINDER	RSA	KALEX KTM	210.5	210.0	208.5	207.8	206.2	208.6	210.5
19 Alessandro TONUCCI	ITA	FTR HONDA	210.2	209.3	208.4	207.6	207.1	208.5	210.2
51 Kenta FUJII	JPN	TSR HONDA	209.9	208.7	207.5	198.2		206.1	209.9
23 Alberto MONCAYO	SPA	FTR HONDA	209.4	205.9				207.7	209.4
31 Niklas AJO	FIN	KTM	209.1	208.7	208.3	208.1	207.9	208.5	209.1
82 Yuudai KAMEI	JPN	HONDA	208.6	206.6	206.4	206.2	205.3	206.6	208.6
26 Adrian MARTIN	SPA	FTR HONDA	208.5	208.1	207.5	206.7	206.0	207.4	208.5
9 Toni FINSTERBUSCH	GER	HONDA	208.0	205.6	204.5	204.4	203.9	205.3	208.0
81 Hyuga WATANABE	JPN	HONDA	208.0	206.4	206.4	205.6	205.6	206.4	208.0
27 Niccolò ANTONELLI	ITA	FTR HONDA	207.7	207.1	206.5	205.5	205.4	206.5	207.7
28 Josep RODRIGUEZ	SPA	FGR HONDA	207.7	207.6	206.9	206.5	206.1	207.0	207.7
17 John McPHEE	GBR	KRP HONDA	206.7	205.8	205.6	205.2	205.1	205.7	206.7
89 Alan TECHER	FRA	TSR HONDA	206.6	206.2	205.1	204.5	204.5	205.4	206.6
32 Isaac VIÑALES	SPA	FTR HONDA	206.6	206.6	205.1	204.3	203.9	205.3	206.6
12 Alex MARQUEZ	SPA	SUTER HONDA	206.3	206.1	206.1	205.7	205.3	205.9	206.3
96 Louis ROSSI	FRA	FTR HONDA	205.9	205.4	204.9	204.8	204.3	205.1	205.9
8 Jack MILLER	AUS	HONDA	205.4	205.1	204.8	204.3	203.6	204.6	205.4
99 Danny WEBB	GBR	MAHINDRA	205.1	201.4	201.1	200.7	200.7	201.8	205.1
44 Miguel OLIVEIRA	POR	SUTER HONDA	204.5	204.2	204.1	203.7	203.7	204.0	204.5
30 Giulian PEDONE	SWI	SUTER HONDA	204.4	202.7	202.6	202.5	200.2	202.5	204.4
84 Jakub KORNFEIL	CZE	FTR HONDA	204.2	204.2	204.0	203.2	203.1	203.7	204.2
20 Riccardo MORETTI	ITA	MAHINDRA	199.6	199.5	198.9	186.6	186.0	194.1	199.6

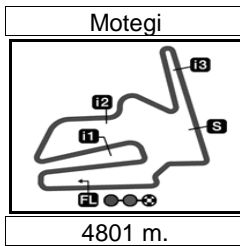
These data/results cannot be reproduced, stored and/or transmitted in whole or in part by any manner of electronic, mechanical, photocopying, recording, broadcasting or otherwise now known or herein after developed without the previous express consent by the copyright owner, except for reproduction in daily press and regular printed publications on sale to the public within 60 days of the event related to those data/results and always provided that copyright symbol appears together as follows below.

© DORNA, 2012

Official MotoGP Timing by **TISSOT**
www.motogp.com



Motegi, Sunday, October 14, 2012



Computerised results and timing service provided by **TISSOT**

Moto3

AIRASIA GRAND PRIX OF JAPAN

Warm Up

Chronological Analysis of Performances

15

		<i>T1 Time from finish line to 1st intermediate</i>					<i>T3 Time from 2nd intermed. to 3rd intermed.</i>									
		<i>T2 Time from 1st intermed. to 2nd intermed.</i>					<i>T4 Time from 3rd intermediate to finish line</i>									
<i>P</i>	<i>Crossing the finish line in pit lane</i>	<i>Lap</i>	<i>Lap Time</i>	<i>T1</i>	<i>T2</i>	<i>T3</i>	<i>T4</i>	<i>Speed</i>	<i>Lap</i>	<i>Lap Time</i>	<i>T1</i>	<i>T2</i>	<i>T3</i>	<i>T4</i>	<i>Speed</i>	
1st	52	Danny KENT			Red Bull KTM Ajo			GBR								
		Runs=1	Total laps=10	Full laps=9												
1	2'43.224	1'02.385	24.747	39.814	36.278	201.1										
2	2'01.196	30.992	23.581	32.417	34.206	208.1										
3	2'00.273	30.681	23.301	32.198	34.093	210.3										
4	2'00.157	30.734	23.292	32.106	34.025	209.7										
5	1'59.398	30.548	23.293	31.982	33.575	211.2										
6	1'59.217	30.381	23.186	31.951	33.699	212.3										
7	1'59.749	30.487	23.193	31.822	34.247	213.1										
8	2'27.195	31.404	30.554	42.748	42.489	98.1										
9	2'05.751	30.573	23.513	35.026	36.639	180.1										
10	1'59.060	30.392	23.188	31.899	33.581	212.8										
5th	39	Luis SALOM			RW Racing GP			SPA								
		Runs=1	Total laps=10	Full laps=9												
1	2'33.601	48.115	29.161	37.982	38.343	208.1										
2	2'03.367	32.424	24.078	32.686	34.179	210.0										
3	2'04.277	31.697	24.080	33.488	35.012	210.6										
4	2'00.448	30.798	23.414	32.250	33.986	209.3										
5	1'59.984	30.426	23.212	32.520	33.826	210.7										
6	2'00.157	30.502	23.462	32.190	34.003	208.6										
7	2'02.226	32.527	23.267	32.308	34.124	211.3										
8	2'27.169	33.812	34.195	34.774	44.388	149.2										
9	2'05.103	30.771	23.378	34.584	36.370	185.6										
10	1'59.280	30.514	23.250	31.908	33.608	210.9										
2nd	94	Jonas FOLGER			Mapfre Aspar Team M GER											
		Runs=1	Total laps=10	Full laps=9												
1	2'12.077	39.777	24.305	33.476	34.519	206.0										
2	2'01.069	31.046	23.497	32.375	34.151	206.9										
3	2'00.169	30.619	23.501	31.986	34.063	207.8										
4	2'00.966	30.614	23.951	32.103	34.298	205.7										
5	2'00.031	30.503	23.434	32.033	34.061	203.7										
6	2'16.519	30.586	23.421	47.329	35.183	198.1										
7	2'12.936	30.607	23.328	42.954	36.047	193.1										
8	2'31.240	40.683	30.390	33.954	46.213	80.9										
9	2'00.363	31.471	23.221	31.928	33.743	208.5										
10	1'59.154	30.405	23.239	31.875	33.635	211.4										
6th	63	Zulfahmi KHAIRUD			AirAsia-Sic-Ajo			MAL								
		Runs=2	Total laps=9	Full laps=5												
1	2'11.910	39.641	24.363	33.315	34.591	210.0										
2	2'01.052	31.015	23.553	32.308	34.176	209.9										
3	2'00.205	30.688	23.435	32.073	34.009	210.2										
4	5'07.542 P	30.615	23.248	32.002	34.1677	210.3										
5	2'06.702	34.675	24.364	33.317	34.346	209.4										
6	1'59.891	30.535	23.491	32.035	33.830	210.7										
7	1'59.637	30.395	23.265	32.168	33.809	210.1										
8	1'59.549	30.413	23.200	32.118	33.818	211.1										
		PIT	30.442	23.307	32.041	210.5										
3rd	11	Sandro CORTESE			Red Bull KTM Ajo			GER								
		Runs=2	Total laps=9	Full laps=6												
1	2'34.351	49.287	28.291	36.842	39.931	179.0										
2	2'02.204	31.838	23.743	32.501	34.122	209.3										
3	4'32.109 P	32.549	23.939	32.907	3'02.714	212.2										
4	2'06.637	35.056	24.143	32.853	34.585	207.6										
5	2'00.411	30.703	23.427	32.207	34.074	207.7										
6	2'00.567	30.716	23.480	32.269	34.102	206.3										
7	1'59.436	30.507	23.129	32.041	33.759	208.1										
8	1'59.556	30.437	23.175	32.018	33.926	210.0										
9	1'59.159	30.387	23.157	31.952	33.663	209.8										
7th	5	Romano FENATI			Team Italia FMI			ITA								
		Runs=2	Total laps=10	Full laps=7												
1	2'41.544	1'06.502	25.401	33.964	35.677	204.0										
2	2'02.553	31.675	23.802	32.604	34.472	206.5										
3	2'01.211	30.822	23.610	32.374	34.405	208.3										
4	2'00.523	30.922	23.291	32.213	34.097	208.3										
5	1'59.624	30.701	23.176	31.879	33.868	211.1										
6	2'00.258	30.636	23.499	32.065	34.058	207.6										
7	1'59.830	30.495	23.194	32.057	34.084	208.9										
8	3'07.836 P	30.979	25.863	32.939	1'38.055	166.6										
9	2'03.302	33.019	23.604	32.216	34.463	204.3										
10	2'00.606	30.766	23.393	32.078	34.369	205.1										
4th	25	Maverick VIÑALES			Blusens Avintia			SPA								
		Runs=1	Total laps=10	Full laps=9												
1	2'37.834	52.502	27.525	39.761	38.046	202.4										
2	2'00.687	30.874	23.384	32.014	34.415	209.7										
3	2'06.106	35.549	23.634	32.081	34.842	204.6										
4	1'59.806	30.472	23.400	31.988	33.946	204.7										
5	1'59.441	30.406	23.389	31.814	33.832	206.2										
6	1'59.348	30.325	23.267	31.855	33.901	212.1										
7	1'59.889	30.446	23.284	31.791	34.368	207.3										
8	2'31.508	39.300	29.085	31.950	51.173	79.0										
9	1'59.584	30.524	23.370	31.806	33.884	206.7										
10	1'59.245	30.363	23.364	31.743	33.775	207.5										
8th	42	Alex RINS			Estrella Galicia 0,0			SPA								
		Runs=1	Total laps=10	Full laps=9												
1	2'33.838	51.418	27.469	36.756	38.195	208.7										
2	2'03.924	32.757	24.072	32.673	34.422	211.4										
3	2'02.540	31.564	23.884	32.896	34.196	209.3										
4	2'00.230	30.645	23.293	32.112	34.180	205.9										
5	1'59.672	30.481	23.339	31.933	33.919	209.4										
6	2'00.041	30.456	23.350	32.190	34.045	204.8										
7	2'03.308	31.992	23.458	32.721	35.137	197.6										
8	2'10.290	31.166	24.024	34.845	40.255	141.8										
9	2'00.316	30.720	23.418	32.074	34.104	204.4										
10	2'00.297	30.505	23.409	32.086	34.297	205.3										

Fastest Lap: Danny KENT Red Bull KTM Ajo GBR **1'59.060** 30.392 23.188 31.899 33.581

These data/results cannot be reproduced, stored and/or transmitted in whole or in part by any manner of electronic, mechanical, photocopying, recording, broadcasting or otherwise now known or herein after developed without the previous express consent by the copyright owner, except for reproduction in daily press and regular printed publications on sale to the public within 60 days of the event related to those data/results and always provided that copyright symbol appears together as follows below.
© DORNA, 2012



Warm Up

Moto3

Lap	Lap Time	T1	T2	T3	T4	Speed	Lap	Lap Time	T1	T2	T3	T4	Speed	
9th	7	Efren VAZQUEZ JHK t-shirt Laglisse SPA						9	2'01.304	31.197	23.611	32.310	34.186	205.7
		Runs=1	Total laps=10	Full laps=9			10	2'00.371	30.755	23.358	32.168	34.090	205.8	
1	2'34.964	48.364	29.571	36.989	40.040	199.4								
2	2'03.012	31.843	24.016	32.782	34.371	208.9								
3	2'03.586	31.438	23.938	32.989	35.221	212.5								
4	2'00.336	30.582	23.475	32.202	34.077	208.1								
5	2'00.405	30.533	23.313	32.570	33.989	205.9								
6	1'59.857	30.589	23.448	31.862	33.958	207.6								
7	2'02.635	32.988	23.546	31.865	34.236	209.4								
8	2'26.098	31.499	27.316	36.023	51.260	160.5								
9	2'01.906	30.849	23.488	32.187	35.382	202.2								
10	2'00.176	30.673	23.380	32.147	33.976	207.4								
10th	61	Arthur SISIS Red Bull KTM Ajo AUS												
		Runs=1	Total laps=10	Full laps=9										
1	2'32.654	56.427	24.689	34.864	36.674	214.1								
2	2'12.053	39.208	26.069	32.439	34.337	209.1								
3	2'00.329	30.665	23.281	32.443	33.940	213.9								
4	2'00.367	30.905	23.328	32.189	33.945	212.0								
5	1'59.988	30.677	23.215	32.136	33.960	211.8								
6	2'01.432	30.618	23.858	32.694	34.262	210.5								
7	2'00.906	30.768	23.380	32.245	34.513	209.4								
8	2'03.882	30.858	24.330	32.699	35.995	192.7								
9	2'00.221	30.700	23.361	32.151	34.009	209.6								
10	2'00.522	30.916	23.389	32.252	33.965	210.0								
11th	96	Louis ROSSI Racing Team German FRA												
		Runs=1	Total laps=10	Full laps=9										
1	2'17.039	44.471	24.270	33.703	34.595	203.7								
2	2'01.086	30.996	23.673	32.247	34.170	205.9								
3	2'00.697	30.962	23.334	32.231	34.170	204.8								
4	1'59.996	30.574	23.441	32.094	33.887	205.4								
5	2'00.570	30.723	23.507	32.053	34.287	203.9								
6	2'10.395	39.371	23.835	32.704	34.485	203.6								
7	2'16.745	30.767	23.580	42.091	40.307	167.3								
8	2'24.825	31.019	34.546	33.031	46.229	122.0								
9	2'01.051	30.966	23.375	32.606	34.104	204.9								
10	2'00.351	30.677	23.593	32.040	34.041	204.3								
12th	31	Niklas AJO TT Motion Events Rac FIN												
		Runs=1	Total laps=10	Full laps=9										
1	2'21.754	49.408	24.602	33.183	34.561	207.6								
2	2'01.643	31.310	23.534	32.629	34.170	208.3								
3	2'00.741	30.872	23.583	32.172	34.114	207.6								
4	2'00.476	30.811	23.565	32.163	33.937	209.1								
5	2'00.058	30.698	23.244	32.167	33.949	208.7								
6	2'01.322	31.074	23.780	32.288	34.180	208.1								
7	2'14.428	30.872	23.882	37.137	42.537	115.7								
8	2'00.921	30.814	23.519	32.188	34.400	197.8								
9	2'00.950	30.765	23.667	32.201	34.317	204.7								
10	2'00.670	30.947	23.494	32.180	34.049	207.9								
13th	41	Brad BINDER RW Racing GP RSA												
		Runs=1	Total laps=10	Full laps=9										
1	2'19.127	44.374	24.616	34.832	35.305	198.4								
2	2'01.875	31.303	23.761	32.538	34.273	208.5								
3	2'00.490	30.833	23.329	32.200	34.128	210.5								
4	2'01.197	30.729	23.831	32.525	34.112	210.0								
5	2'00.065	30.523	23.239	32.229	34.074	206.2								
6	2'00.832	30.699	23.482	32.227	34.424	203.5								
7	2'23.142	39.443	23.802	36.282	43.615	99.7								
8	2'13.144	31.086	32.074	35.783	34.201	207.8								
14th	26	Adrian MARTIN JHK t-shirt Laglisse SPA												
		Runs=1	Total laps=10	Full laps=9										
1	2'33.927	47.191	27.251	38.563	40.922	183.3								
2	2'04.361	32.463	24.002	33.330	34.566	208.1								
3	2'02.852	31.237	24.019	32.944	34.652	206.7								
4	2'01.076	31.157	23.609	32.183	34.127	206.0								
5	2'00.315	30.523	23.444	32.077	34.271	205.4								
6	2'00.897	30.552	23.509	32.522	34.314	207.5								
7	2'01.136	30.803	23.617	32.232	34.484	208.5								
8	2'25.645	31.964	25.863	35.534	52.284	126.7								
9	2'04.791	30.911	23.580	32.992	37.308	152.3								
10	2'00.112	30.903	23.405	31.798	34.006	205.3								
15th	44	Miguel OLIVEIRA Estrella Galicia 0,0 POR												
		Runs=1	Total laps=10	Full laps=9										
1	2'34.977	55.395	25.539	36.759	37.284	199.5								
2	2'02.616	31.715	23.875	32.541	34.485	203.7								
3	2'01.571	31.128	23.891	32.265	34.287	200.2								
4	2'00.596	30.749	23.584	32.127	34.136	201.4								
5	2'00.516	30.728	23.521	32.024	34.243	202.7								
6	2'00.273	30.568	23.391	32.278	34.036	204.2								
7	2'00.136	30.718	23.428	32.016	33.974	204.5								
8	2'00.597	30.668	23.617	32.200	34.112	203.7								
9	2'01.639	31.447	23.763	32.246	34.183	201.3								
10	2'00.251	30.726	23.469	31.980	34.076	204.1								
16th	27	Niccolò ANTONELLI San Carlo Gresini Mot ITA												
		Runs=1	Total laps=10	Full laps=9										
1	2'27.349	46.684	24.551	34.864	41.250	143.0								
2	2'06.924	36.025	23.895	32.665	34.339	205.4								
3	2'01.425	30.947	23.702	32.520	34.256	207.7								
4	2'01.017	30.855	23.539	32.295	34.328	203.4								
5	2'00.456	30.700	23.474	32.215	34.067	204.9								
6	2'00.465	30.665	23.403	32.234	34.163	206.5								
7	2'11.660	30.653	23.594	32.162	45.251	202.2								
8	2'05.684	30.872	24.220	32.900	37.692	150.1								
9	2'00.202	30.735	23.447	32.116	33.904	207.1								
10	2'00.436	30.712	23.437	32.217	34.070	205.5								
17th	17	John McPHEE Caretta Technology GBR												
		Runs=1	Total laps=10	Full laps=9										
1	2'13.767	40.551	24.585	33.703	34.928	206.7								
2	2'02.331	31.131	23.828	32.748	34.624	203.4								
3	2'01.214	30.929	23.626	32.394	34.265	205.8								
4	2'01.161	30.808	23.638	32.360	34.355	201.5								
5	2'17.578	32.080	31.484	39.736	34.278	204.8								
6	2'01.800	30.917	23.446	32.254	35.183	205.1								
7	2'12.095	30.775	23.477	32.329	45.514	204.4								
8	2'10.268	31.006	29.286	35.823	34.153	205.0								
9	2'01.199	31.023	23.674	32.320	34.182	205.6								
10	2'00.312	30.728	23.465	32.116	34.003	205.2								
18th	19	Alessandro TONUC Team Italia FMI ITA												
		Runs=1	Total laps=10	Full laps=9										
1	2'30.875	53.214	26.524	34.895	36.242	202.1								
2	2'01.983	31.037	23.849	32.666	34.431	207.1								
3	2'00.534	30.663	23.329	32.414	34.128	209.3								
4	2'00.328	30.654	23.440	32.125	34.109	206.7								
5	2'00.651	30.613	23.											

Warm Up

Lap	Lap Time	T1	T2	T3	T4	Speed
7	2'06.310	31.503	28.164	32.392	34.251	208.4
8	2'00.362	30.739	23.351	32.252	34.020	210.2
9	2'00.589	30.877	23.414	32.183	34.115	207.6
10	2'00.624	30.708	23.470	32.160	34.286	205.4

19th 9 Toni FINSTERBUSC Racing Team German GER

Runs=1	Total laps=10	Full laps=9				
1	2'14.017	40.811	24.714	33.716	34.776	204.5
2	2'03.971	31.466	24.152	33.001	35.352	191.3
3	2'02.838	31.514	24.035	32.862	34.427	205.6
4	2'02.060	31.132	23.840	32.553	34.535	202.9
5	2'00.595	30.665	23.600	32.178	34.152	204.4
6	2'03.474	30.816	24.001	32.719	35.938	201.6
7	2'15.378	30.846	23.682	37.179	43.671	114.5
8	2'02.284	30.957	23.679	32.976	34.672	202.4
9	2'01.033	30.877	23.709	32.327	34.120	208.0
10	2'00.956	30.918	23.629	32.140	34.269	203.9

20th 81 Hyuga WATANABE Project U 7C Harc JPN

Runs=1	Total laps=10	Full laps=9				
1	2'17.395	44.724	24.425	33.569	34.677	206.4
2	2'01.058	30.924	23.728	32.275	34.131	208.0
3	2'01.979	31.166	23.758	32.747	34.308	205.0
4	2'01.304	30.868	23.785	32.330	34.321	202.1
5	2'01.263	30.918	23.877	32.411	34.057	206.4
6	2'05.773	30.907	24.046	33.949	36.871	191.0
7	2'13.130	31.363	24.057	36.573	41.137	150.2
8	2'01.056	31.017	23.631	32.334	34.074	205.6
9	2'00.688	30.723	23.582	32.109	34.274	205.6
10	2'01.157	30.873	23.722	32.300	34.262	203.1

21st 8 Jack MILLER Caretta Technology AUS

Runs=1	Total laps=10	Full laps=9				
1	2'12.325	39.967	24.285	33.468	34.605	205.4
2	2'02.165	30.895	23.609	32.591	35.070	202.8
3	2'04.741	34.034	23.935	32.506	34.266	205.1
4	2'01.469	30.716	23.516	32.620	34.617	201.4
5	2'01.515	30.969	23.733	32.377	34.436	200.8
6	2'02.780	31.984	23.736	32.511	34.549	199.6
7	2'17.107	31.460	24.469	43.362	37.816	178.6
8	2'01.518	31.019	23.662	32.468	34.369	204.8
9	2'01.568	30.978	23.825	32.353	34.412	204.3
10	2'00.827	30.783	23.451	32.385	34.208	203.6

22nd 12 Alex MARQUEZ Ambrogio Next Racing SPA

Runs=1	Total laps=10	Full laps=9				
1	2'34.276	48.231	28.302	37.689	40.054	193.3
2	2'03.239	32.210	23.696	33.047	34.286	206.3
3	2'02.386	31.383	23.968	32.750	34.285	204.1
4	2'01.121	30.965	23.532	32.462	34.162	205.7
5	2'01.006	30.796	23.407	32.457	34.346	203.0
6	2'01.131	30.799	23.650	32.498	34.184	206.1
7	2'01.135	30.961	23.347	32.356	34.471	205.3
8	2'09.774	31.353	23.649	33.377	41.395	126.0
9	2'00.892	30.911	23.339	32.487	34.155	204.2
10	2'01.312	31.212	23.496	32.443	34.161	206.1

23rd 84 Jakub KORNFEIL Redox-Ongetta-Centro CZE

Runs=2	Total laps=9	Full laps=6				
1	2'28.999	50.698	26.463	35.046	36.792	187.8
2	2'02.703	31.462	23.929	32.712	34.600	202.7
3	2'01.565	31.033	23.720	32.376	34.436	203.1
4	2'01.114	30.918	23.677	32.212	34.307	203.2

Moto3

Lap	Lap Time	T1	T2	T3	T4	Speed
5	2'01.101	30.832	23.575	32.470	34.224	204.0
6	3'47.017 P	30.839	23.635	32.528	2'20.015	202.6
7	2'26.231	36.258	25.591	41.707	42.675	149.0
8	2'01.878	31.391	23.813	32.438	34.236	204.2
9	2'00.907	30.932	23.718	32.134	34.123	204.2

24th 82 Yuudai KAMEI 18 Garage Racing Te JPN

Runs=1	Total laps=10	Full laps=9				
1	2'12.512	39.876	24.736	33.196	34.704	202.7
2	2'02.771	31.291	23.868	32.676	34.936	203.0
3	2'02.242	31.301	23.808	32.490	34.643	201.5
4	2'01.041	30.882	23.564	32.320	34.275	206.2
5	2'01.109	31.083	23.716	32.159	34.151	205.3
6	2'10.129	33.563	25.656	32.360	38.550	206.6
7	2'07.374	32.138	23.641	33.215	38.380	157.5
8	2'05.053	32.700	24.460	33.360	34.533	208.6
9	2'01.338	31.046	23.528	32.365	34.399	205.2
10	2'01.354	31.237	23.650	32.292	34.175	206.4

25th 89 Alan TECHER Technomag-CIP-TSR FRA

Runs=1	Total laps=10	Full laps=9				
1	2'18.093	44.950	24.564	33.771	34.808	205.1
2	2'02.446	31.293	23.910	32.704	34.539	204.5
3	2'01.715	31.193	23.713	32.416	34.393	206.2
4	2'01.639	30.976	23.725	32.624	34.314	204.5
5	2'01.297	30.690	23.797	32.255	34.555	203.7
6	2'01.449	30.820	23.776	32.437	34.416	204.0
7	2'13.922	30.876	23.710	36.348	42.988	161.2
8	2'01.892	31.209	23.570	32.588	34.525	206.6
9	2'02.121	31.695	23.537	32.512	34.377	203.5
10	2'01.046	30.839	23.658	32.361	34.188	203.8

26th 32 Isaac VIÑALES Ongetta-Centro Seta SPA

Runs=1	Total laps=10	Full laps=9				
1	2'29.727	52.153	25.699	36.298	35.577	201.2
2	2'03.931	31.759	24.309	33.061	34.802	203.7
3	2'02.354	31.145	23.847	32.629	34.733	203.6
4	2'01.690	30.927	23.734	32.512	34.517	203.9
5	2'01.645	31.073	23.660	32.383	34.529	203.3
6	2'01.730	31.111	23.684	32.638	34.297	206.6
7	2'01.556	30.982	23.552	32.261	34.761	204.3
8	2'01.263	30.968	23.710	32.330	34.255	205.1
9	2'01.576	31.008	23.930	32.405	34.233	203.8
10	2'01.411	31.192	23.619	32.315	34.285	206.6

27th 23 Alberto MONCAYO Andalucia JHK t-shirt SPA

Runs=1	Total laps=3	Full laps=1				
1	2'17.689	43.908	24.622	34.017	35.142	205.9
2	2'01.339	31.148	23.766	32.290	34.135	209.4
unfinished	31.033	23.682	44.249			

28th 29 Luca AMATO Mapfre Aspar Team M GER

Runs=1	Total laps=10	Full laps=9				
1	2'12.825	40.270	24.510	33.373	34.672	210.3
2	2'02.266	31.436	23.774	32.583	34.473	210.9
3	2'01.656	31.022	23.587	32.507	34.540	206.0
4	2'04.078	30.950	23.573	32.752	36.803	174.7
5	2'07.524	36.145	23.856	32.761	34.762	203.4
6	2'01.964	30.993	23.630	32.812	34.529	211.7
7	2'03.254	31.054	23.560	34.039	34.601	203.5
8	2'01.674	31.043	23.573	32.482	34.576	205.1
9	2'11.466	35.086	29.484	32.551	34.345	208.5
10	2'01.721	31.186	23.627	32.494	34.414	208.9

Fastest Lap: Danny KENT Red Bull KTM Ajo GBR **1'59.060** 30.392 23.188 31.899 33.581

These data/results cannot be reproduced, stored and/or transmitted in whole or in part by any manner of electronic, mechanical, photocopying, recording, broadcasting or otherwise now known or herein after developed without the previous express consent by the copyright owner, except for reproduction in daily press and regular printed publications on sale to the public within 60 days of the event related to those data/results and always provided that copyright symbol appears together as follows below.
© DORNA, 2012

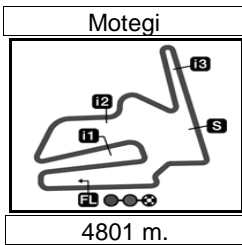


Lap	Lap Time	T1	T2	T3	T4	Speed	Lap	Lap Time	T1	T2	T3	T4	Speed
29th	51	Kenta FUJII		Technomag-CIP-TSR		JPN							
		Runs=2	Total laps=4	Full laps=3									
1	2'13.166	40.154	24.661	33.778	34.573	207.5							
2	2'04.487	32.807	24.130	32.963	34.587	208.7							
3	2'01.863	31.318	23.731	32.637	34.177	209.9							
	PIT	31.063	23.857	33.856		198.2							
30th	99	Danny WEBB		Mahindra Racing		GBR							
		Runs=1	Total laps=10	Full laps=9									
1	2'19.241	42.435	25.097	36.146	35.563	201.1							
2	2'03.653	31.459	24.186	32.922	35.086	200.7							
3	2'03.210	31.451	24.035	32.723	35.001	199.2							
4	2'03.903	31.383	24.351	32.919	35.250	197.4							
5	2'05.537	31.753	25.119	33.724	34.941	199.5							
6	2'02.942	31.268	23.877	32.648	35.149	201.4							
7	2'02.622	31.060	23.998	32.789	34.775	199.3							
8	2'02.282	31.044	23.926	32.628	34.684	199.3							
9	2'02.561	31.372	23.951	32.685	34.553	205.1							
10	2'01.917	30.963	23.804	32.533	34.617	200.7							
31st	30	Giulian PEDONE		Ambrogio Next Racing		SWI							
		Runs=1	Total laps=6	Full laps=4									
1	2'13.631	39.523	25.102	33.834	35.172	204.4							
2	2'04.007	31.661	24.217	33.050	35.079	200.2							
3	2'04.284	32.340	24.153	32.952	34.839	202.5							
4	2'02.122	31.201	23.732	32.585	34.604	202.7							
5	2'02.233	31.062	23.882	32.763	34.526	202.6							
	PIT	31.502	24.077	2'10.576		176.4							
32nd	28	Josep RODRIGUEZ		Moto FGR		SPA							
		Runs=1	Total laps=10	Full laps=9									
1	2'14.359	41.131	24.593	33.778	34.857	207.7							
2	2'03.467	31.695	23.931	32.926	34.915	206.9							
3	2'02.950	31.522	23.860	33.014	34.554	207.6							
4	2'02.501	31.311	23.822	32.869	34.499	204.2							
5	2'02.786	31.139	24.221	32.812	34.614	205.0							
6	2'04.012	31.471	24.144	33.876	34.521	206.5							
7	2'04.511	31.174	23.941	34.429	34.967	201.3							
8	2'07.602	31.352	24.302	36.996	34.952	203.9							
9	2'02.948	31.363	23.870	32.978	34.737	206.1							
10	2'05.228	32.564	24.225	33.431	35.008	200.6							
33rd	20	Riccardo MORETTI		Mahindra Racing		ITA							
		Runs=2	Total laps=5	Full laps=1									
1	2'19.707	42.926	25.061	36.191	35.529	199.5							
2	2'05.116	31.510	24.517	33.459	35.630	199.6							
3	5'50.684 P	31.779	25.946	35.201	4'17.758	186.0							
4	2'12.532	37.586	26.043	33.262	35.641	198.9							
	PIT	32.037	24.579	37.831		186.6							
34th	80	Armando PONTONE		IodaRacing Project		ITA							
		Runs=1	Total laps=1	Full laps=1									
	unfinished	1'11.668											

Fastest Lap: Danny KENT Red Bull KTM Ajo GBR **1'59.060** 30.392 23.188 31.899 33.581

These data/results cannot be reproduced, stored and/or transmitted in whole or in part by any manner of electronic, mechanical, photocopying, recording, broadcasting or otherwise now known or herein after developed without the previous express consent by the copyright owner, except for reproduction in daily press and regular printed publications on sale to the public within 60 days of the event related to those data/results and always provided that copyright symbol appears together as follows below.
© DORNA, 2012





Computerised results and timing service provided by **TISSOT**

Moto3

AIRASIA GRAND PRIX OF JAPAN

Official Starting Grid

16

Race : 20 laps = 96.02 km



1	1 1'58.371 52 Danny KENT KTM	2 1'58.574 25 Maverick VIÑALES FTR Honda	3 1'58.669 11 Sandro CORTESE KTM
2	4 1'58.951 63 Zulfahmi KHAIRUDDIN KTM	5 1'59.072 19 Alessandro TONUCCI FTR Honda	6 1'59.097 39 Luis SALOM Kalex KTM
3	7 1'59.125 94 Jonas FOLGER Kalex KTM	8 1'59.213 96 Louis ROSSI FTR Honda	9 1'59.287 7 Efen VAZQUEZ FTR Honda
4	10 1'59.359 5 Romano FENATI FTR Honda	11 1'59.494 44 Miguel OLIVEIRA Suter Honda	12 1'59.652 27 Niccolò ANTONELLI FTR Honda
5	13 1'59.653 42 Alex RINS Suter Honda	14 1'59.686 61 Arthur SISSIS KTM	15 1'59.904 23 Alberto MONCAYO FTR Honda
6	16 1'59.945 26 Adrian MARTIN FTR Honda	17 1'59.949 12 Alex MARQUEZ Suter Honda	18 1'59.974 41 Brad BINDER Kalex KTM
7	19 1'59.998 84 Jakub KORNFEIL FTR Honda	20 2'00.021 89 Alan TECHER TSR Honda	21 2'00.044 81 Hyuga WATANABE Honda

The results are provisional until the end of the limit for protest and appeals and until the ratification of the Event Management Committee.

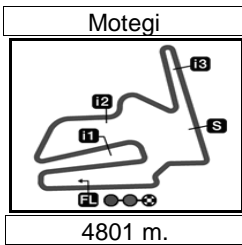
Time limit for protest expires 60' at the latest after publication of the results - Mr. Time:

These data/results cannot be reproduced, stored and/or transmitted in whole or in part by any manner of electronic, mechanical, photocopying, recording, broadcasting or otherwise now known or herein after developed without the previous express consent of the copyright owner, except for reproduction in daily press and regular printed publications on sale to the public within 60 days of the event related to those data/results and always provided that copyright symbol appears together as follows below.

© DORNA, 2012

Official MotoGP Timing by **TISSOT**
www.motogp.com





Computerised results and timing service provided by **TISSOT**

Moto3

16

AIRASIA GRAND PRIX OF JAPAN

Official Starting Grid

Race : 20 laps = 96.02 km

8	22 2'00.177 8 Jack MILLER Honda	23 2'00.386 31 Niklas AJO KTM	24 2'00.460 9 Toni FINSTERBUSCH Honda
9	25 2'00.526 32 Isaac VIÑALES FTR Honda	26 2'00.755 17 John McPHEE KRP Honda	27 2'00.940 82 Yuudai KAMEI Honda
10	28 2'00.987 30 Giulian PEDONE Suter Honda	29 2'01.233 51 Kenta FUJII TSR Honda	30 2'01.256 28 Josep RODRIGUEZ FGR Honda
11	31 2'01.500 29 Luca AMATO Kalex KTM	32 2'02.362 99 Danny WEBB Mahindra	33 2'03.819 80 Armando PONTONE loda
12	34 2'05.450 20 Riccardo MORETTI Mahindra		

The results are provisional until the end of the limit for protest and appeals and until the ratification of the Event Management Committee.

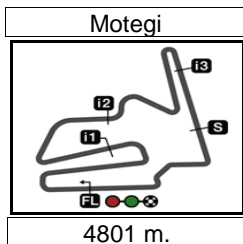
Time limit for protest expires 60' at the latest after publication of the results - Mr. Time:

These data/results cannot be reproduced, stored and/or transmitted in whole or in part by any manner of electronic, mechanical, photocopying, recording, broadcasting or otherwise now known or herein after developed without the previous express consent of the copyright owner, except for reproduction in daily press and regular printed publications on sale to the public within 60 days of the event related to those data/results and always provided that copyright symbol appears together as follows below.

© DORNA, 2012

Official MotoGP Timing by **TISSOT**
 www.motogp.com





Computerised results and timing service provided by **TISSOT**

Moto3

AIRASIA GRAND PRIX OF JAPAN

Warm Up

Best Partial Times

IT Ideal Lap Time, sum of the best partial times

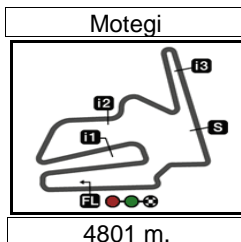
BT Best Lap Time

<i>T1</i>		<i>T2</i>		<i>T3</i>		<i>T4</i>				<i>IT</i>	<i>BT</i>	
<i>Pos</i>	<i>Rider</i>	<i>Time</i>	<i>Rider</i>	<i>Time</i>	<i>Rider</i>	<i>Time</i>	<i>Rider</i>	<i>Time</i>	<i>Pos</i>	<i>Rider</i>		
1	M.VIÑALES	30.325	S.CORTESE	23.129	M.VIÑALES	31.743	D.KENT	33.575	1	D.KENT	1'58.964	1'59.060 (1)
2	D.KENT	30.381	R.FENATI	23.176	A.MARTIN	31.798	L.SALOM	33.608	2	M.VIÑALES	1'59.110	1'59.245 (4)
3	S.CORTESE	30.387	D.KENT	23.186	D.KENT	31.822	J.FOLGER	33.635	3	S.CORTESE	1'59.131	1'59.159 (3)
4	Z.KHAIRUDDIN	30.395	Z.KHAIRUDDIN	23.200	E.VAZQUEZ	31.862	S.CORTESE	33.663	4	J.FOLGER	1'59.136	1'59.154 (2)
5	J.FOLGER	30.405	L.SALOM	23.212	J.FOLGER	31.875	M.VIÑALES	33.775	5	L.SALOM	1'59.154	1'59.280 (5)
6	L.SALOM	30.426	A.SISSIS	23.215	R.FENATI	31.879	Z.KHAIRUDDIN	33.809	6	Z.KHAIRUDDIN	1'59.406	1'59.549 (6)
7	A.RINS	30.456	J.FOLGER	23.221	L.SALOM	31.908	R.FENATI	33.868	7	R.FENATI	1'59.418	1'59.624 (7)
8	R.FENATI	30.495	B.BINDER	23.239	A.RINS	31.933	L.ROSSI	33.887	8	A.RINS	1'59.601	1'59.672 (8)
9	A.MARTIN	30.523	N.AJO	23.244	S.CORTESE	31.952	N.ANTONELLI	33.904	9	E.VAZQUEZ	1'59.666	1'59.857 (9)
10	B.BINDER	30.523	M.VIÑALES	23.267	M.OLIVEIRA	31.980	A.RINS	33.919	10	A.MARTIN	1'59.732	2'00.112 (14)
11	E.VAZQUEZ	30.533	A.RINS	23.293	Z.KHAIRUDDIN	32.002	N.AJO	33.937	11	L.ROSSI	1'59.835	1'59.996 (11)
12	M.OLIVEIRA	30.568	E.VAZQUEZ	23.313	L.ROSSI	32.040	A.SISSIS	33.940	12	A.SISSIS	1'59.909	1'59.988 (10)
13	L.ROSSI	30.574	A.TONUCCI	23.329	H.WATANABE	32.109	E.VAZQUEZ	33.958	13	M.OLIVEIRA	1'59.913	2'00.136 (15)
14	A.TONUCCI	30.613	L.ROSSI	23.334	J.McPHEE	32.116	M.OLIVEIRA	33.974	14	B.BINDER	2'00.004	2'00.065 (13)
15	A.SISSIS	30.618	A.MARQUEZ	23.339	N.ANTONELLI	32.116	J.McPHEE	34.003	15	N.AJO	2'00.042	2'00.058 (12)
16	N.ANTONELLI	30.653	M.OLIVEIRA	23.391	A.TONUCCI	32.125	A.MARTIN	34.006	16	N.ANTONELLI	2'00.076	2'00.202 (16)
17	T.FINSTERBUSC	30.665	N.ANTONELLI	23.403	J.KORNFEIL	32.134	A.TONUCCI	34.020	17	A.TONUCCI	2'00.087	2'00.328 (18)
18	A.TECHER	30.690	A.MARTIN	23.405	A.SISSIS	32.136	H.WATANABE	34.057	18	J.McPHEE	2'00.293	2'00.312 (17)
19	N.AJO	30.698	J.McPHEE	23.446	T.FINSTERBUSC	32.140	B.BINDER	34.074	19	H.WATANABE	2'00.471	2'00.688 (20)
20	J.MILLER	30.716	J.MILLER	23.451	Y.KAMEI	32.159	T.FINSTERBUSC	34.120	20	T.FINSTERBU	2'00.525	2'00.595 (19)
21	H.WATANABE	30.723	Y.KAMEI	23.528	N.AJO	32.163	J.KORNFEIL	34.123	21	A.MARQUEZ	2'00.646	2'00.892 (22)
22	J.McPHEE	30.728	A.TECHER	23.537	B.BINDER	32.168	A.MONCAYO	34.135	22	J.KORNFEIL	2'00.664	2'00.907 (23)
23	A.MARQUEZ	30.796	I.VIÑALES	23.552	A.TECHER	32.255	Y.KAMEI	34.151	23	A.TECHER	2'00.670	2'01.046 (25)
24	J.KORNFEIL	30.832	L.AMATO	23.560	I.VIÑALES	32.261	A.MARQUEZ	34.155	24	Y.KAMEI	2'00.720	2'01.041 (24)

These data/results cannot be reproduced, stored and/or transmitted in whole or in part by any manner of electronic, mechanical, photocopying, recording, broadcasting or otherwise now known or herein after developed without the previous express consent by the copyright owner, except for reproduction in daily press and regular printed publications on sale to the public within 60 days of the event related to those data/results and always provided that copyright symbol appears together as follows below.
© DORNA, 2012

Official MotoGP Timing by **TISSOT**
www.motogp.com





Computerised results and timing service provided by **TISSOT**

Moto3

AIRASIA GRAND PRIX OF JAPAN

Warm Up

Best Partial Times

IT Ideal Lap Time, sum of the best partial times

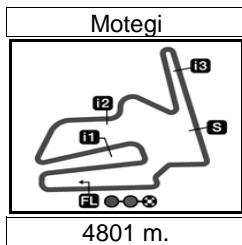
BT Best Lap Time

<i>T1</i>		<i>T2</i>		<i>T3</i>		<i>T4</i>				<i>IT</i>	<i>BT</i>	
<i>Pos</i>	<i>Rider</i>	<i>Time</i>	<i>Rider</i>	<i>Time</i>	<i>Rider</i>	<i>Time</i>	<i>Rider</i>	<i>Time</i>	<i>Pos</i>	<i>Rider</i>		
25	Y.KAMEI	30.882	J.KORNFEIL	23.575	A.MONCAYO	32.290	K.FUJII	34.177	25	J.MILLER	2'00.728	2'00.827 (21)
26	I.VIÑALES	30.927	H.WATANABE	23.582	J.MILLER	32.353	A.TECHER	34.188	26	I.VIÑALES	2'00.973	2'01.263 (26)
27	L.AMATO	30.950	T.FINSTERBUSCH	23.600	A.MARQUEZ	32.356	J.MILLER	34.208	27	A.MONCAYO	2'01.140	2'01.339 (27)
28	D.WEBB	30.963	A.MONCAYO	23.682	L.AMATO	32.482	I.VIÑALES	34.233	28	L.AMATO	2'01.337	2'01.656 (28)
29	A.MONCAYO	31.033	K.FUJII	23.731	D.WEBB	32.533	L.AMATO	34.345	29	K.FUJII	2'01.608	2'01.863 (29)
30	G.PEDONE	31.062	G.PEDONE	23.732	G.PEDONE	32.585	J.RODRIGUEZ	34.499	30	D.WEBB	2'01.853	2'01.917 (30)
31	K.FUJII	31.063	D.WEBB	23.804	K.FUJII	32.637	G.PEDONE	34.526	31	G.PEDONE	2'01.905	2'02.122 (31)
32	J.RODRIGUEZ	31.139	J.RODRIGUEZ	23.822	J.RODRIGUEZ	32.812	D.WEBB	34.553	32	J.RODRIGUEZ	2'02.272	2'02.501 (32)
33	R.MORETTI	31.510	R.MORETTI	24.517	R.MORETTI	33.262	R.MORETTI	35.529	33	R.MORETTI	2'04.818	2'05.116 (33)
34	A.PONTONE	1'11.668	A.PONTONE		A.PONTONE		A.PONTONE		-1	A.PONTONE		(-1)

These data/results cannot be reproduced, stored and/or transmitted in whole or in part by any manner of electronic, mechanical, photocopying, recording, broadcasting or otherwise now known or herein after developed without the previous express consent by the copyright owner, except for reproduction in daily press and regular printed publications on sale to the public within 60 days of the event related to those data/results and always provided that copyright symbol appears together as follows below.
© DORNA, 2012

Official MotoGP Timing by **TISSOT**
www.motogp.com






Computerised results and timing service provided by **TISSOT**

Moto3

AIRASIA GRAND PRIX OF JAPAN

Warm Up

Fastest Laps Sequence

<i>Practice Time</i>	 <i>Rider</i>	<i>Nation</i>	<i>Motorcycle</i>	<i>Time</i>	<i>Km/h</i>	<i>Rider's Lap</i>
4'12.962	63 Zulfahmi KHAIRUDDIN	MAL	KTM	2'01.052	142.778	2
4'38.521	25 Maverick VIÑALES	SPA	FTR HONDA	2'00.687	143.210	2
6'13.167	63 Zulfahmi KHAIRUDDIN	MAL	KTM	2'00.205	143.784	3
6'13.315	94 Jonas FOLGER	GER	KALEX KTM	2'00.169	143.827	3
8'18.818	96 Louis ROSSI	FRA	FTR HONDA	1'59.996	144.034	4
8'44.433	25 Maverick VIÑALES	SPA	FTR HONDA	1'59.806	144.263	4
10'40.204	42 Alex RINS	SPA	SUTER HONDA	1'59.672	144.424	5
10'43.874	25 Maverick VIÑALES	SPA	FTR HONDA	1'59.441	144.704	5
10'44.248	52 Danny KENT	GBR	KTM	1'59.398	144.756	5
12'43.222	25 Maverick VIÑALES	SPA	FTR HONDA	1'59.348	144.816	6
12'43.465	52 Danny KENT	GBR	KTM	1'59.217	144.975	6
21'14.430	11 Sandro CORTESE	GER	KTM	1'59.159	145.046	9
21'14.524	94 Jonas FOLGER	GER	KALEX KTM	1'59.154	145.052	10
21'15.220	52 Danny KENT	GBR	KTM	1'59.060	145.167	10

These data/results cannot be reproduced, stored and/or transmitted in whole or in part by any manner of electronic, mechanical, photocopying, recording, broadcasting or otherwise now known or herein after developed without the previous express consent by the copyright owner, except for reproduction in daily press and regular printed publications on sale to the public within 60 days of the event related to those data/results and always provided that copyright symbol appears together as follows below.

© DORNA, 2012

Official MotoGP Timing by **TISSOT**
www.motogp.com



Motegi, Sunday, October 14, 2012