

5403 m.

Red Bull GRAND PRIX CESKE REPUBLIKY

Warm Up

Classification

13

	Rider	Nation	Team	Motorcycle	Time	Lap	Total	Gap	Top Speed
1	94 Jonas FOLGER	GER	Mapfre Aspar Team Moto3	KALEX KTM	2'22.464	8	8		201.8
2	63 Zulfahmi KHAIRUDDIN	MAL	AirAsia-Sic-Ajo	KTM	2'22.952	8	8	0.488 0.488	209.1
3	26 Adrian MARTIN	SPA	JHK t-shirt Laglisse	FTR HONDA	2'23.353	8	8	0.889 0.401	198.9
4	11 Sandro CORTESE	GER	Red Bull KTM Ajo	KTM	2'23.378	8	8	0.914 0.025	209.5
5	52 Danny KENT	GBR	Red Bull KTM Ajo	KTM	2'23.424	6	7	0.960 0.046	209.7
6	55 Hector FAUBEL	SPA	Mapfre Aspar Team Moto3	KALEX KTM	2'23.451	8	8	0.987 0.027	205.2
7	95 Miroslav POPOV	CZE	Mahindra Racing	MAHINDRA	2'23.893	8	8	1.429 0.442	200.3
8	7 Efren VAZQUEZ	SPA	JHK t-shirt Laglisse	FTR HONDA	2'24.267	7	8	1.803 0.374	205.1
9	53 Jasper IWEMA	NED	Moto FGR	FGR HONDA	2'24.702	8	8	2.238 0.435	205.3
10	23 Alberto MONCAYO	SPA	Andalucia JHK t-shirt Laglisse	FTR HONDA	2'25.099	7	8	2.635 0.397	199.8
11	10 Alexis MASBOU	FRA	Caretta Technology	HONDA	2'25.115	8	8	2.651 0.016	204.1
12	39 Luis SALOM	SPA	RW Racing GP	KALEX KTM	2'25.148	8	8	2.684 0.033	204.0
13	6 Joan OLIVE	SPA	TT Motion Events Racing	KTM	2'25.471	8	8	3.007 0.323	199.7
14	25 Maverick VIÑALES	SPA	Blusens Avintia	FTR HONDA	2'25.509	7	8	3.045 0.038	206.5
15	41 Brad BINDER	RSA	RW Racing GP	KALEX KTM	2'25.511	8	8	3.047 0.002	207.2
16	44 Miguel OLIVEIRA	POR	Estrella Galicia 0,0	SUTER HONDA	2'25.520	8	8	3.056 0.009	200.1
17	27 Niccolò ANTONELLI	ITA	San Carlo Gresini Moto3	FTR HONDA	2'25.565	8	8	3.101 0.045	198.6
18	43 Luca GRUENWALD	GER	Freudenberg Racing Team	HONDA	2'25.571	8	8	3.107 0.006	201.0
19	17 John McPHEE	GBR	Racing Steps Foundation KRP	KRP HONDA	2'25.624	8	8	3.160 0.053	200.7
20	96 Louis ROSSI	FRA	Racing Team Germany	FTR HONDA	2'25.640	8	8	3.176 0.016	204.4
21	84 Jakub KORNFEIL	CZE	Redox-Ongetta-Centro Seta	FTR HONDA	2'26.323	8	8	3.859 0.683	197.7
22	19 Alessandro TONUCCI	ITA	Team Italia FMI	FTR HONDA	2'26.358	7	8	3.894 0.035	203.6
23	61 Arthur SISIS	AUS	Red Bull KTM Ajo	KTM	2'26.450	7	8	3.986 0.092	207.1
24	42 Alex RINS	SPA	Estrella Galicia 0,0	SUTER HONDA	2'26.716	5	8	4.252 0.266	203.5
25	12 Alex MARQUEZ	SPA	Ambrogio Next Racing	SUTER HONDA	2'26.781	8	8	4.317 0.065	196.0
26	71 Michael Ruben RINALDI	ITA	Caretta Technology	HONDA	2'27.393	8	8	4.929 0.612	194.6
27	9 Toni FINSTERBUSCH	GER	MZ Racing	HONDA	2'27.569	8	8	5.105 0.176	200.1
28	51 Kenta FUJII	JPN	Technomag-CIP-TSR	TSR HONDA	2'27.981	8	8	5.517 0.412	203.8
29	80 Armando PONTONE	ITA	IodaRacing Project	IODA	2'30.309	8	8	7.845 2.328	190.6
30	5 Romano FENATI	ITA	Team Italia FMI	FTR HONDA	2'33.246	6	7	10.782 2.937	199.1
31	30 Giulian PEDONE	SWI	Ambrogio Next Racing	SUTER HONDA	2'33.247	6	7	10.783 0.001	192.4
32	3 Luigi MORCIANO	ITA	Ioda Team Italia	IODA	2'36.237	3	4	13.773 2.990	188.4
Not Classified									
	20 Riccardo MORETTI	ITA	Mahindra Racing	MAHINDRA					
	32 Isaac VIÑALES	SPA	Ongetta-Centro Seta	FTR HONDA					
	89 Alan TECHER	FRA	Technomag-CIP-TSR	TSR HONDA					

Practice condition: Wet

Air: 16°
Humidity: 97%
Ground: 16°

Fastest Lap:	Lap: 8	Jonas FOLGER	2'22.464	136.531 Km/h
Circuit Record Lap:		New category		
Circuit Best Lap:	2012	Maverick VIÑALES	2'08.075	151.870 Km/h

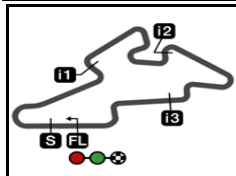
The results are provisional until the end of the limit for protest and appeals.

Time limit for protest expires 60' after publication of the results - Mr. Time:

These data/results cannot be reproduced, stored and/or transmitted in whole or in part by any manner of electronic, mechanical, photocopying, recording, broadcasting or otherwise now known or herein after developed without the previous express consent by the copyright owner, except for reproduction in daily press and regular printed publications on sale to the public within 60 days of the event related to those data/results and always provided that copyright symbol appears together as follows below.

© DORNA, 2012





5403 m.

bwin GRAND PRIX CESKE REPUBLIKY**Warm Up****Top Speed & Average****14**

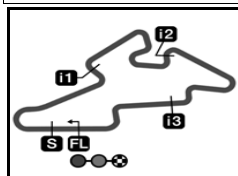
<i>Rider</i>	<i>Nation</i>	<i>Motorcycle</i>	<i>Top 5 speeds</i>					<i>Average</i>	<i>Top</i>
52 Danny KENT	GBR	KTM	209.7	207.1	206.3	206.2	200.8	206.1	209.7
11 Sandro CORTESE	GER	KTM	209.5	207.1	205.1	204.8	204.1	206.1	209.5
63 Zulfahmi KHAIRUDDIN	MAL	KTM	209.1	209.0	208.5	208.2	206.8	208.3	209.1
41 Brad BINDER	RSA	KALEX KTM	207.2	206.5	203.5	203.4	202.5	204.6	207.2
61 Arthur SISSIS	AUS	KTM	207.1	204.4	203.9	201.9	201.2	203.7	207.1
25 Maverick VIÑALES	SPA	FTR HONDA	206.5	202.0	201.2	199.7	199.0	201.7	206.5
53 Jasper IWEMA	NED	FGR HONDA	205.3	203.2	203.0	202.2	199.5	202.6	205.3
55 Hector FAUBEL	SPA	KALEX KTM	205.2	202.3	202.1	202.0	201.5	202.6	205.2
7 Efren VAZQUEZ	SPA	FTR HONDA	205.1	204.3	203.6	203.4	200.1	203.3	205.1
96 Louis ROSSI	FRA	FTR HONDA	204.4	203.7	201.7	201.6	201.2	202.5	204.4
10 Alexis MASBOU	FRA	HONDA	204.1	201.7	200.2	200.0	199.7	201.2	204.1
39 Luis SALOM	SPA	KALEX KTM	204.0	202.6	202.1	201.2	200.6	202.1	204.0
51 Kenta FUJII	JPN	TSR HONDA	203.8	201.2	200.7	200.2	198.7	200.9	203.8
19 Alessandro TONUCCI	ITA	FTR HONDA	203.6	203.0	200.0	199.4	198.5	200.9	203.6
42 Alex RINS	SPA	SUTER HONDA	203.5	203.4	202.3	201.3	200.7	202.3	203.5
94 Jonas FOLGER	GER	KALEX KTM	201.8	201.0	200.9	200.2	200.0	200.8	201.8
43 Luca GRUENWALD	GER	HONDA	201.0	200.5	199.2	196.6	196.4	198.7	201.0
17 John McPHEE	GBR	KRP HONDA	200.7	200.5	200.2	198.8	195.9	199.2	200.7
95 Miroslav POPOV	CZE	MAHINDRA	200.3	197.6	195.8	195.8	194.9	196.9	200.3
9 Toni FINSTERBUSCH	GER	HONDA	200.1	199.1	197.7	197.4	197.1	198.3	200.1
44 Miguel OLIVEIRA	POR	SUTER HONDA	200.1	197.6	197.4	196.8	196.5	197.7	200.1
23 Alberto MONCAYO	SPA	FTR HONDA	199.8	199.6	199.0	198.2	197.0	198.7	199.8
6 Joan OLIVE	SPA	KTM	199.7	199.2	198.1	198.0	197.8	198.5	199.7
5 Romano FENATI	ITA	FTR HONDA	199.1	198.0	197.4	197.0	195.3	197.4	199.1
26 Adrian MARTIN	SPA	FTR HONDA	198.9	198.1	197.8	196.6	196.1	197.5	198.9
27 Niccolò ANTONELLI	ITA	FTR HONDA	198.6	198.2	198.1	198.1	197.7	198.1	198.6
84 Jakub KORNFEIL	CZE	FTR HONDA	197.7	197.6	197.3	197.0	196.5	197.2	197.7
12 Alex MARQUEZ	SPA	SUTER HONDA	196.0	195.7	195.6	194.7	194.6	195.3	196.0
71 Michael Ruben RINALDI	ITA	HONDA	194.6	193.4	193.2	192.3	192.2	193.2	194.6
30 Giulian PEDONE	SWI	SUTER HONDA	192.4	192.1	191.9	191.0	190.6	191.6	192.4
80 Armando PONTONE	ITA	IODA	190.6	190.0	189.1	188.1	187.8	189.1	190.6
3 Luigi MORCIANO	ITA	IODA	188.4	187.4				187.9	188.4

These data/results cannot be reproduced, stored and/or transmitted in whole or in part by any manner of electronic, mechanical, photocopying, recording, broadcasting or otherwise now known or herein after developed without the previous express consent by the copyright owner, except for reproduction in daily press and regular printed publications on sale to the public within 60 days of the event related to those data/results and always provided that copyright symbol appears together as follows below.

© DORNA, 2012

Official MotoGP Timing by **TISSOT**
www.motogp.com

**Brno, Sunday, August 26, 2012**



5403 m.

bwin GRAND PRIX CESKE REPUBLIKY

Warm Up

Chronological Analysis of Performances

15

P Crossing the finish line in pit lane		T1 Time from finish line to 1st intermediate				T2 Time from 1st intermed. to 2nd intermed.				T3 Time from 2nd intermed. to 3rd intermed.				T4 Time from 3rd intermediate to finish line			
Lap	Lap Time	T1	T2	T3	T4	Speed	Lap	Lap Time	T1	T2	T3	T4	Speed				
1st	94	Jonas FOLGER Mapfre Aspar Team M GER					6	2'23.424	37.248	42.501	39.139	24.536	206.3				
		Runs=1	Total laps=8	Full laps=7			7	2'26.012	37.586	42.874	39.748	25.804	207.1				
1	3'10.013	1'15.330	46.393	42.051	26.239												
2	2'29.208	39.703	44.098	40.077	25.330	198.9											
3	2'26.972	38.302	43.311	40.111	25.248	201.8											
4	2'25.344	38.238	42.620	39.539	24.947	196.9											
5	2'24.117	37.719	42.585	39.054	24.759	201.0											
6	2'24.559	38.039	42.159	39.536	24.825	200.9											
7	2'23.153	37.602	41.974	38.874	24.703	200.2											
8	2'22.464	37.512	41.856	38.623	24.473	200.0											
2nd	63	Zulfahmi KHAIRUD AirAsia-Sic-Ajo MAL					6th	55	Hector FAUBEL Mapfre Aspar Team M SPA								
		Runs=1	Total laps=8	Full laps=7				Runs=1	Total laps=8	Full laps=7							
1	3'32.811	1'37.162	47.233	42.217	26.199		1	3'21.432	1'27.687	46.216	41.578	25.951					
2	2'31.015	39.436	44.927	41.120	25.532	201.2	2	2'30.378	38.856	44.782	41.158	25.582	198.9				
3	2'28.017	38.706	43.956	40.153	25.202	206.3	3	2'28.792	38.880	44.003	40.600	25.309	202.1				
4	2'27.867	39.483	43.582	39.892	24.910	208.5	4	2'27.373	38.404	43.828	40.050	25.091	201.5				
5	2'25.408	38.265	42.901	39.320	24.922	209.1	5	2'26.014	38.101	43.188	39.728	24.997	202.0				
6	2'24.219	37.560	42.559	39.308	24.792	208.2	6	2'25.954	38.014	43.221	39.738	24.981	202.3				
7	2'23.584	37.448	42.229	38.854	25.053	206.8	7	2'24.608	37.960	42.879	39.123	24.646	201.3				
8	2'22.952	37.406	42.179	38.535	24.832	209.0	8	2'23.451	37.236	42.572	39.003	24.640	205.2				
3rd	26	Adrian MARTIN JHK t-shirt Laglisse SPA					7th	95	Miroslav POPOV Mahindra Racing CZE								
		Runs=1	Total laps=8	Full laps=7				Runs=2	Total laps=8	Full laps=5							
1	3'28.624	1'32.731	47.261	42.461	26.171		1	2'53.152	52.549	49.912	43.498	27.193					
2	2'28.834	39.325	43.564	40.405	25.540	193.7	2	2'32.931	40.118	45.113	41.432	26.268	192.2				
3	2'27.012	38.271	43.135	40.430	25.176	195.8	3	2'31.037	39.681	44.678	40.794	25.884	195.8				
4	2'25.827	38.220	42.649	39.797	25.161	196.1	4	2'38.092 P	39.090	43.922	41.048	34.032	194.9				
5	2'24.671	37.938	42.300	39.455	24.978	196.6	5	3'37.751	1'46.730	43.979	41.236	25.806					
6	2'25.284	37.770	42.651	39.709	25.154	197.8	6	2'26.941	38.579	43.198	39.863	25.301	197.6				
7	2'23.469	37.666	41.963	38.920	24.920	198.1	7	2'25.383	38.034	42.721	39.538	25.090	200.3				
8	2'23.353	37.492	42.243	38.941	24.677	198.9	8	2'23.893	37.735	42.125	39.086	24.947	195.8				
4th	11	Sandro CORTESE Red Bull KTM Ajo GER					8th	7	Efren VAZQUEZ JHK t-shirt Laglisse SPA								
		Runs=1	Total laps=8	Full laps=7				Runs=1	Total laps=8	Full laps=7							
1	3'11.582	1'09.153	50.932	44.945	26.552		1	3'16.209	1'18.658	48.185	42.677	26.689					
2	2'33.620	39.874	46.328	41.502	25.916	201.7	2	2'31.787	39.980	44.627	41.438	25.742	195.8				
3	2'30.240	39.508	44.719	40.422	25.591	201.8	3	2'27.556	38.745	43.560	39.870	25.381	197.9				
4	2'28.124	38.695	44.113	40.105	25.211	204.1	4	2'27.211	38.385	43.855	39.537	25.434	203.6				
5	2'24.973	37.769	42.957	39.350	24.897	205.1	5	2'24.865	37.901	42.474	39.463	25.027	200.1				
6	2'24.296	37.447	42.888	39.198	24.763	207.1	6	2'24.475	37.708	42.169	39.808	24.790	203.4				
7	2'23.830	37.684	42.465	39.111	24.570	204.8	7	2'24.267	37.880	42.325	39.174	24.888	205.1				
8	2'23.378	37.518	42.386	38.661	24.813	209.5	8	2'25.079	38.239	42.904	39.249	24.687	204.3				
5th	52	Danny KENT Red Bull KTM Ajo GBR					9th	53	Jasper IWEMA Moto FGR NED								
		Runs=2	Total laps=7	Full laps=4				Runs=1	Total laps=8	Full laps=7							
1	3'18.464	1'18.000	50.275	43.457	26.732		1	2'50.637	50.993	49.501	43.580	26.563					
2	2'43.260 P	40.354	46.341	42.025	34.540	200.8	2	2'33.399	40.548	45.432	41.534	25.885	197.8				
3	4'42.188	2'49.377	45.072	40.629	27.110		3	2'44.501	42.559	48.644	47.560	25.738	199.2				
4	2'24.998	37.971	43.020	39.284	24.723	206.2	4	2'29.412	39.281	44.383	40.319	25.429	205.3				
5	2'24.922	37.534	42.748	39.836	24.804	209.7	5	2'27.024	38.397	43.477	39.977	25.173	203.2				
							6	2'25.861	38.075	43.025	39.779	24.982	202.2				
							7	2'25.295	37.882	42.786	39.585	25.042	203.0				
							8	2'24.702	38.134	42.732	39.111	24.725	199.5				
10th	23	Alberto MONCAYO Andalucia JHK t-shirt SPA															
		Runs=1	Total laps=8	Full laps=7													
1	4'31.686	2'31.487	49.081	43.990	27.128												
2	2'34.966	40.963	45.917	41.820	26.266	194.3											
3	2'30.052	39.333	44.309	40.826	25.584	196.6											

Fastest Lap: Jonas FOLGER Mapfre Aspar Team M GER **2'22.464** 37.512 41.856 38.623 24.473

These data/results cannot be reproduced, stored and/or transmitted in whole or in part by any manner of electronic, mechanical, photocopying, recording, broadcasting or otherwise now known or herein after developed without the previous express consent by the copyright owner, except for reproduction in daily press and regular printed publications on sale to the public within 60 days of the event related to those data/results and always provided that copyright symbol appears together as follows below.
© DORNA, 2012



Warm Up

Moto3

Lap	Lap Time	T1	T2	T3	T4	Speed	Lap	Lap Time	T1	T2	T3	T4	Speed	
4	2'28.102	38.844	43.523	40.246	25.489	198.2	1	3'01.506	1'01.829	48.657	43.817	27.203		
5	2'26.649	38.432	42.941	40.032	25.244	199.6	2	2'33.505	40.371	45.264	41.923	25.947	192.9	
6	2'25.569	38.131	42.690	39.702	25.046	197.0	3	2'32.263	39.717	45.150	41.719	25.677	196.5	
7	2'25.099	37.841	42.556	39.599	25.103	199.0	4	2'27.796	38.672	43.718	40.215	25.191	200.1	
8	2'25.255	37.820	42.467	40.178	24.790	199.8	5	2'26.921	38.544	43.008	40.061	25.308	197.6	
11th	10	Alexis MASBOU				Caretta Technology	FRA	6	2'26.747	38.467	43.009	40.038	25.233	196.8
		Runs=1	Total laps=8	Full laps=7			7	2'27.346	38.978	43.193	39.912	25.263	194.9	
1	2'55.305	51.735	50.557	45.192	27.821		8	2'25.520	38.230	42.873	39.508	24.909	197.4	
2	2'37.893	41.018	47.399	42.539	26.937	196.8	17th	27	Niccolò ANTONELLI				San Carlo Gresini Mot	ITA
3	2'33.903	40.271	45.767	42.012	25.853	198.5			Runs=1	Total laps=8	Full laps=7			
4	2'30.678	39.659	44.648	40.661	25.710	199.7	1	4'09.659	2'09.807	49.325	43.573	26.954		
5	2'28.109	38.866	43.662	40.182	25.399	200.0	2	2'35.111	40.897	46.323	41.699	26.192	195.9	
6	2'27.484	38.494	43.172	40.217	25.601	200.2	3	2'30.796	39.776	44.777	40.569	25.674	197.4	
7	2'25.754	38.051	42.903	39.671	25.129	204.1	4	2'28.847	39.133	44.098	40.062	25.554	198.2	
8	2'25.115	37.925	42.594	39.656	24.940	201.7	5	2'28.283	38.922	43.748	40.289	25.324	198.1	
12th	39	Luis SALOM				RW Racing GP	SPA	6	2'27.082	38.584	43.269	39.810	25.419	197.7
		Runs=1	Total laps=8	Full laps=7			7	2'27.380	38.753	43.325	39.885	25.417	198.6	
1	3'04.039	1'04.565	48.324	44.243	26.907		8	2'25.565	38.344	42.940	39.237	25.044	198.1	
2	2'33.259	40.758	45.443	41.363	25.695	199.3	18th	43	Luca GRUENWALD				Freudenberg Racing T	GER
3	2'30.587	39.232	44.704	40.917	25.734	200.5			Runs=1	Total laps=8	Full laps=7			
4	2'27.326	38.401	43.652	40.154	25.119	202.6	1	2'56.409	52.019	51.509	45.069	27.812		
5	2'27.059	38.194	42.983	40.087	25.795	204.0	2	2'36.697	41.548	46.528	42.000	26.621	196.1	
6	2'26.913	38.522	43.090	40.001	25.300	202.1	3	2'34.714	40.490	45.779	42.078	26.367	193.0	
7	2'26.256	38.121	42.916	39.870	25.349	201.2	4	2'31.588	39.712	45.082	40.942	25.852	196.4	
8	2'25.148	38.107	42.802	39.458	24.781	200.6	5	2'28.454	39.094	43.667	40.308	25.385	199.2	
13th	6	Joan OLIVE				TT Motion Events Rac	SPA	6	2'28.614	39.000	43.741	40.399	25.474	201.0
		Runs=1	Total laps=8	Full laps=7			7	2'27.376	38.692	43.390	40.025	25.269	196.6	
1	2'48.753	49.262	48.325	44.254	26.912		8	2'25.571	38.054	42.940	39.529	25.048	200.5	
2	2'34.800	40.084	46.142	42.392	26.182	196.5	19th	17	John McPHEE				Racing Steps Foundat	GBR
3	2'30.997	39.411	44.800	41.195	25.591	197.8			Runs=1	Total laps=8	Full laps=7			
4	2'28.427	38.594	43.701	40.695	25.437	198.1	1	2'55.673	51.939	51.126	45.276	27.332		
5	2'27.851	38.417	43.505	40.655	25.274	198.0	2	2'35.217	41.032	46.402	41.632	26.151	195.9	
6	2'27.729	38.484	43.741	40.312	25.192	199.2	3	2'31.871	39.958	44.846	41.342	25.725	195.2	
7	2'26.583	38.276	43.138	40.196	24.973	197.7	4	2'31.571	42.539	43.694	40.204	25.134	195.1	
8	2'25.471	37.831	42.840	39.703	25.097	199.7	5	2'32.003	38.237	45.564	42.988	25.214	198.8	
14th	25	Maverick VIÑALES				Blusens Avintia	SPA	6	2'26.727	38.300	43.195	40.061	25.171	200.5
		Runs=1	Total laps=8	Full laps=7			7	2'28.041	37.997	44.176	40.290	25.578	200.7	
1	3'03.857	58.972	51.118	46.291	27.476		8	2'25.624	38.156	42.936	39.644	24.888	200.2	
2	2'35.321	41.183	46.012	41.964	26.162	197.3	20th	96	Louis ROSSI				Racing Team German	FRA
3	2'31.376	39.341	44.708	41.599	25.728	198.9			Runs=1	Total laps=8	Full laps=7			
4	2'28.563	38.673	43.953	40.558	25.379	199.0	1	3'10.269	1'13.814	48.188	42.214	26.053		
5	2'26.646	38.182	43.317	40.031	25.116	199.7	2	2'31.143	39.740	44.733	40.999	25.671	201.6	
6	2'26.202	37.925	43.080	40.074	25.123	201.2	3	2'29.936	38.895	44.330	40.872	25.839	201.2	
7	2'25.509	38.190	42.992	39.288	25.039	202.0	4	2'28.515	38.810	43.782	40.459	25.464	200.7	
8	2'25.787	38.090	42.858	39.710	25.129	206.5	5	2'27.453	38.461	43.488	40.242	25.262	203.7	
15th	41	Brad BINDER				RW Racing GP	RSA	6	2'26.730	38.311	43.491	39.745	25.183	201.7
		Runs=1	Total laps=8	Full laps=7			7	2'26.799	37.865	43.633	40.147	25.154	204.4	
1	3'10.613	1'09.404	50.043	44.652	26.514		8	2'25.640	37.869	42.945	39.748	25.078	201.2	
2	2'33.513	40.221	46.174	41.448	25.670	202.5	21st	84	Jakub KORNFEIL				Redox-Ongetta-Centro	CZE
3	2'29.984	39.453	44.641	40.642	25.248	201.1			Runs=1	Total laps=8	Full laps=7			
4	2'28.778	39.230	44.139	40.115	25.294	203.5	1	2'50.646	50.957	48.920	43.875	26.894		
5	2'25.804	38.199	42.891	39.797	24.917	201.8	2	2'34.454	41.016	45.306	41.937	26.195	194.7	
6	2'26.488	38.427	43.183	39.839	25.039	207.2	3	2'31.074	39.856	44.344	41.121	25.753	196.4	
7	2'25.972	37.901	42.918	39.996	25.157	206.5	4	2'28.982	39.193	43.691	40.497	25.601	196.5	
8	2'25.511	37.879	42.981	39.676	24.975	203.4	5	2'27.810	38.929	43.252	40.313	25.316	197.0	
16th	44	Miguel OLIVEIRA				Estrella Galicia 0,0	POR	6	2'28.184	38.837	43.181	40.968	25.198	197.6
		Runs=1	Total laps=8	Full laps=7			7	2'26.968	38.414	43.086	40.158	25.310	197.7	
1	3'10.613	1'09.404	50.043	44.652	26.514		8	2'26.323	38.488	42.782	39.871	25.182	197.3	

Fastest Lap: Jonas FOLGER Mapfre Aspar Team M GER 2'22.464 37.512 41.856 38.623 24.473

These data/results cannot be reproduced, stored and/or transmitted in whole or in part by any manner of electronic, mechanical, photocopying, recording, broadcasting or otherwise now known or herein after developed without the previous express consent by the copyright owner, except for reproduction in daily press and regular printed publications on sale to the public within 60 days of the event related to those data/results and always provided that copyright symbol appears together as follows below.
© DORNA, 2012



Warm Up

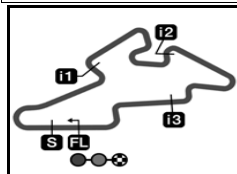
Moto3

Lap	Lap Time	T1	T2	T3	T4	Speed	Lap	Lap Time	T1	T2	T3	T4	Speed	
22nd	19	Alessandro TONUC Team Italia FMI ITA						6	2'27.869	38.455	43.793	40.370	25.251	200.1
		Runs=1	Total laps=8	Full laps=7				7	2'28.081	38.591	43.811	40.311	25.368	197.1
								8	2'27.569	38.791	43.361	40.183	25.234	197.4
		1	2'55.269	52.234	50.299	45.044	27.692							
		2	2'38.075	42.057	46.635	42.453	26.930	191.8						
		3	2'34.943	40.614	46.057	42.049	26.223	198.3						
		4	2'31.246	39.858	44.733	41.093	25.562	198.5						
		5	2'28.680	39.194	43.665	40.506	25.315	203.0						
23rd	61	Arthur SISSIS Red Bull KTM Ajo AUS												
		Runs=1	Total laps=8	Full laps=7										
		1	3'02.251	59.279	51.659	44.321	26.992							
		2	2'33.075	40.372	45.200	41.729	25.774	201.2						
		3	2'30.882	39.192	45.125	41.096	25.469	200.8						
		4	2'27.750	38.749	43.623	40.246	25.132	195.4						
		5	2'29.229	38.428	43.535	41.996	25.270	201.9						
24th	42	Alex RINS Estrella Galicia 0,0 SPA												
		Runs=1	Total laps=8	Full laps=7										
		1	3'02.589	59.215	51.254	45.178	26.942							
		2	2'33.206	40.144	45.532	41.493	26.037	198.1						
		3	2'31.603	39.243	45.148	41.563	25.649	200.7						
		4	2'28.252	39.065	43.773	40.282	25.132	203.5						
		5	2'26.716	38.321	43.259	40.028	25.108	201.3						
25th	12	Alex MARQUEZ Ambrogio Next Racing SPA												
		Runs=1	Total laps=8	Full laps=7										
		1	4'07.109	2'08.897	48.952	42.557	26.703							
		2	2'33.338	40.863	45.220	41.338	25.917	194.0						
		3	2'30.871	39.507	44.664	40.925	25.775	195.6						
		4	2'29.090	39.192	43.764	40.639	25.495	194.6						
		5	2'28.186	38.970	43.474	40.283	25.459	194.7						
26th	71	Michael Ruben RIN Caretta Technology ITA												
		Runs=1	Total laps=8	Full laps=7										
		1	3'08.132	59.130	53.525	46.346	29.131							
		2	2'42.155	42.806	48.540	43.808	27.001	189.5						
		3	2'35.870	41.035	46.379	42.228	26.228	193.2						
		4	2'31.996	40.085	44.684	41.366	25.861	192.3						
		5	2'29.729	39.492	43.994	40.775	25.468	192.2						
27th	9	Toni FINSTERBUSC MZ Racing GER												
		Runs=1	Total laps=8	Full laps=7										
		1	3'05.263	1'04.777	48.783	44.435	27.268							
		2	2'35.336	40.703	46.440	42.222	25.971	195.3						
		3	2'33.060	39.682	45.596	41.946	25.836	197.7						
		4	2'31.166	39.482	45.324	40.864	25.496	197.1						
		5	2'30.530	38.871	44.531	41.571	25.557	199.1						
28th	51	Kenta FUJII Technomag-CIP-TSR JPN												
		Runs=1	Total laps=8	Full laps=7										
		1	2'49.655	49.659	48.946	43.975	27.075							
		2	2'35.627	40.640	46.106	42.350	26.531	197.2						
		3	2'32.970	40.227	45.566	41.226	25.951	196.2						
		4	2'31.300	39.672	44.784	41.055	25.789	200.7						
		5	2'30.492	39.414	44.614	40.878	25.586	198.7						
29th	80	Armando PONTONE IodaRacing Project ITA												
		Runs=1	Total laps=8	Full laps=7										
		1	3'05.507	55.067	54.289	47.527	28.624							
		2	2'44.051	43.625	48.655	44.312	27.459	186.9						
		3	2'41.024	42.281	47.787	43.571	27.385	188.1						
		4	2'37.084	41.522	46.325	42.457	26.780	187.8						
		5	2'34.452	40.774	45.832	41.457	26.389	189.1						
30th	5	Romano FENATI Team Italia FMI ITA												
		Runs=2	Total laps=7	Full laps=4										
		1	2'56.273	50.413	51.639	46.180	28.041							
		2	2'39.577	41.809	47.636	43.464	26.668	197.4						
		3	2'43.270 P	40.453	46.181	42.711	33.925	199.1						
		4	4'29.024	2'33.782	45.861	42.685	26.696							
		5	2'34.611	40.397	45.440	42.483	26.291	197.0						
31st	30	Giulian PEDONE Ambrogio Next Racing SWI												
		Runs=1	Total laps=7	Full laps=6										
		1	4'06.941	1'58.034	52.880	47.093	28.934							
		2	2'40.626	41.921	47.754	43.563	27.388	189.8						
		3	2'39.594	41.776	47.032	43.256	27.530	191.9						
		4	2'37.558	41.399	45.954	43.120	27.085	190.6						
		5	2'33.631	39.737	44.809	42.210	26.875	192.4						
32nd	3	Luigi MORCIANO Ioda Team Italia ITA												
		Runs=2	Total laps=4	Full laps=1										
		1	3'12.103	P	56.463	50.897	45.873	38.870						
		2	6'50.047	4'51.975	47.339	43.302	27.431							
		3	2'36.237	41.482	45.486	42.295	26.974	187.4						
		4	3'34.590	P	1'16.507	53.897	46.903	37.283	188.4					

Fastest Lap: Jonas FOLGER Mapfre Aspar Team M GER **2'22.464** 37.512 41.856 38.623 24.473

These data/results cannot be reproduced, stored and/or transmitted in whole or in part by any manner of electronic, mechanical, photocopying, recording, broadcasting or otherwise now known or herein after developed without the previous express consent by the copyright owner, except for reproduction in daily press and regular printed publications on sale to the public within 60 days of the event related to those data/results and always provided that copyright symbol appears together as follows below.
© DORNA, 2012





5403 m.

bwin GRAND PRIX CESKE REPUBLIKY
Official Starting Grid

Race : 19 laps = 102.657 km



1	1 2'08.075 25 Maverick VIÑALES FTR Honda	2 2'08.108 11 Sandro CORTESE KTM	3 2'08.504 63 Zulfahmi KHAIRUDDIN KTM
2	4 2'08.660 27 Niccolò ANTONELLI FTR Honda	5 2'08.719 39 Luis SALOM Kalex KTM	6 2'08.880 55 Hector FAUBEL Kalex KTM
3	7 2'09.019 84 Jakub KORNFEIL FTR Honda	8 2'09.221 42 Alex RINS Suter Honda	9 2'09.307 52 Danny KENT KTM
4	10 2'09.382 94 Jonas FOLGER Kalex KTM	11 2'09.434 7 Efen VAZQUEZ FTR Honda	12 2'09.498 19 Alessandro TONUCCI FTR Honda
5	13 2'09.532 5 Romano FENATI FTR Honda	14 2'09.635 23 Alberto MONCAYO FTR Honda	15 2'09.641 26 Adrian MARTIN FTR Honda
6	16 2'09.682 96 Louis ROSSI FTR Honda	17 2'09.737 10 Alexis MASBOU Honda	18 2'09.821 12 Alex MARQUEZ Suter Honda
7	19 2'09.848 17 John McPHEE KRP Honda	20 2'09.875 61 Arthur SISIS KTM	21 2'10.182 44 Miguel OLIVEIRA Suter Honda

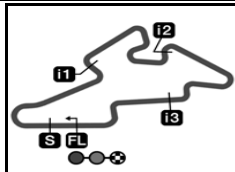
The results are provisional until the end of the limit for protest and appeals and until the ratification of the Event Management Committee.

Time limit for protest expires 60' at the latest after publication of the results - Mr. Time:

These data/results cannot be reproduced, stored and/or transmitted in whole or in part by any manner of electronic, mechanical, photocopying, recording, broadcasting or otherwise now known or herein after developed without the previous express consent of the copyright owner, except for reproduction in daily press and regular printed publications on sale to the public within 60 days of the event related to those data/results and always provided that copyright symbol appears together as follows below.

© DORNA, 2012





5403 m.

bwin GRAND PRIX CESKE REPUBLIKY
Official Starting Grid

Race : 19 laps = 102.657 km

8

22
2'10.511
9 Toni FINSTERBUSCH
Honda

23
2'10.617
41 Brad BINDER
Kalex KTM

24
2'10.682
6 Joan OLIVE
KTM

9

25
2'11.108
71 Michael Ruben RINALDI
Honda

26
2'11.259
43 Luca GRUENWALD
Honda

27
2'11.289
53 Jasper IWEMA
FGR Honda

10

28
2'11.349
3 Luigi MORCIANO
loda

29
2'11.969
95 Miroslav POPOV
Mahindra

30
2'11.981
51 Kenta FUJII
TSR Honda

11

31
2'13.726
80 Armando PONTONE
loda

32
2'14.142
30 Giulian PEDONE
Suter Honda

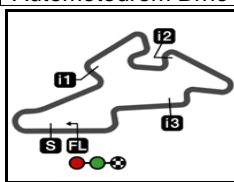
The results are provisional until the end of the limit for protest and appeals and until the ratification of the Event Management Committee.

Time limit for protest expires 60' at the latest after publication of the results - Mr. Time:

These data/results cannot be reproduced, stored and/or transmitted in whole or in part by any manner of electronic, mechanical, photocopying, recording, broadcasting or otherwise now known or herein after developed without the previous express consent by the copyright owner, except for reproduction in daily press and regular printed publications on sale to the public within 60 days of the event related to those data/results and always provided that copyright symbol appears together as follows below.

© DORNA, 2012





5403 m.

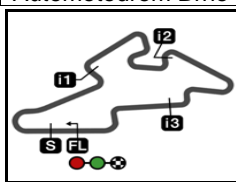
ibwin GRAND PRIX CESKE REPUBLIKY**Warm Up****Best Partial Times***IT* Ideal Lap Time, sum of the best partial times*BT* Best Lap Time

T1			T2			T3			T4				
<i>Pos</i>	<i>Rider</i>	<i>Time</i>	<i>Rider</i>	<i>Time</i>	<i>Rider</i>	<i>Time</i>	<i>Rider</i>	<i>Time</i>	<i>Pos</i>	<i>Rider</i>	<i>IT</i>	<i>BT</i>	
1	H.FAUBEL	37.236	J.FOLGER	41.856	Z.KHAIRUDDIN	38.535	J.FOLGER	24.473	1	J.FOLGER	2'22.464	2'22.464 (1)	
2	D.KENT	37.248	A.MARTIN	41.963	J.FOLGER	38.623	D.KENT	24.536	2	Z.KHAIRUDDIN	2'22.912	2'22.952 (2)	
3	Z.KHAIRUDDIN	37.406	M.POPOV	42.125	S.CORTESE	38.661	S.CORTESE	24.570	3	A.MARTIN	2'23.052	2'23.353 (3)	
4	S.CORTESE	37.447	E.VAZQUEZ	42.169	A.MARTIN	38.920	H.FAUBEL	24.640	4	S.CORTESE	2'23.064	2'23.378 (4)	
5	A.MARTIN	37.492	Z.KHAIRUDDIN	42.179	H.FAUBEL	39.003	A.MARTIN	24.677	5	D.KENT	2'23.424	2'23.424 (5)	
6	J.FOLGER	37.512	S.CORTESE	42.386	M.POPOV	39.086	E.VAZQUEZ	24.687	6	H.FAUBEL	2'23.451	2'23.451 (6)	
7	E.VAZQUEZ	37.708	A.MONCAYO	42.467	J.IWEMA	39.111	J.IWEMA	24.725	7	E.VAZQUEZ	2'23.738	2'24.267 (8)	
8	M.POPOV	37.735	D.KENT	42.501	D.KENT	39.139	L.SALOM	24.781	8	M.POPOV	2'23.893	2'23.893 (7)	
9	A.MONCAYO	37.820	H.FAUBEL	42.572	E.VAZQUEZ	39.174	A.MONCAYO	24.790	9	J.IWEMA	2'24.450	2'24.702 (9)	
10	J.OLIVE	37.831	A.MASBOU	42.594	N.ANTONELLI	39.237	Z.KHAIRUDDIN	24.792	10	A.MONCAYO	2'24.676	2'25.099 (10)	
11	L.ROSSI	37.865	J.IWEMA	42.732	M.VIÑALES	39.288	A.SISSIS	24.879	11	M.VIÑALES	2'25.110	2'25.509 (14)	
12	B.BINDER	37.879	J.KORNFEIL	42.782	L.SALOM	39.458	J.McPHEE	24.888	12	A.MASBOU	2'25.115	2'25.115 (11)	
13	J.IWEMA	37.882	A.SISSIS	42.783	M.OLIVEIRA	39.508	M.OLIVEIRA	24.909	13	L.SALOM	2'25.148	2'25.148 (12)	
14	A.SISSIS	37.882	L.SALOM	42.802	L.GRUENWALD	39.529	B.BINDER	24.917	14	A.SISSIS	2'25.231	2'26.450 (23)	
15	A.MASBOU	37.925	J.OLIVE	42.840	A.MONCAYO	39.599	A.MASBOU	24.940	15	J.OLIVE	2'25.347	2'25.471 (13)	
16	M.VIÑALES	37.925	M.VIÑALES	42.858	J.McPHEE	39.644	M.POPOV	24.947	16	B.BINDER	2'25.363	2'25.511 (15)	
17	J.McPHEE	37.997	A.TONUCCI	42.863	A.MASBOU	39.656	J.OLIVE	24.973	17	J.McPHEE	2'25.465	2'25.624 (19)	
18	L.GRUENWALD	38.054	M.OLIVEIRA	42.873	A.TONUCCI	39.672	A.RINS	25.036	18	M.OLIVEIRA	2'25.520	2'25.520 (16)	
19	L.SALOM	38.107	B.BINDER	42.891	B.BINDER	39.676	M.VIÑALES	25.039	19	N.ANTONELLI	2'25.565	2'25.565 (17)	
20	M.OLIVEIRA	38.230	J.McPHEE	42.936	A.SISSIS	39.687	N.ANTONELLI	25.044	20	L.GRUENWALD	2'25.571	2'25.571 (18)	
21	A.RINS	38.252	N.ANTONELLI	42.940	J.OLIVE	39.703	L.GRUENWALD	25.048	21	L.ROSSI	2'25.633	2'25.640 (20)	
22	N.ANTONELLI	38.344	L.GRUENWALD	42.940	L.ROSSI	39.745	K.FUJII	25.058	22	A.TONUCCI	2'25.989	2'26.358 (22)	
23	A.TONUCCI	38.373	L.ROSSI	42.945	A.RINS	39.844	L.ROSSI	25.078	23	J.KORNFEIL	2'26.249	2'26.323 (21)	
24	J.KORNFEIL	38.414	A.MARQUEZ	43.045	J.KORNFEIL	39.871	A.TONUCCI	25.081	24	A.RINS	2'26.344	2'26.716 (24)	

These data/results cannot be reproduced, stored and/or transmitted in whole or in part by any manner of electronic, mechanical, photocopying, recording, broadcasting or otherwise now known or herein after developed without the previous express consent by the copyright owner, except for reproduction in daily press and regular printed publications on sale to the public within 60 days of the event related to those data/results and always provided that copyright symbol appears together as follows below.
© DORNA, 2012



Automotodrom Brno

Computerised results and timing service provided by **TISSOT****Moto3**

5403 m.

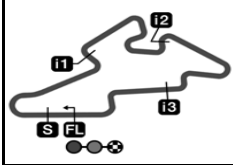
bwin GRAND PRIX CESKE REPUBLIKY**Warm Up****Best Partial Times***IT* Ideal Lap Time, sum of the best partial times*BT* Best Lap Time

T1			T2			T3			T4				
<i>Pos</i>	<i>Rider</i>	<i>Time</i>	<i>Rider</i>	<i>Time</i>	<i>Rider</i>	<i>Time</i>	<i>Rider</i>	<i>Time</i>	<i>Pos</i>	<i>Rider</i>	<i>IT</i>	<i>BT</i>	
25	T.FINSTERBUSC	38.455	M.RINALDI	43.065	A.MARQUEZ	39.940	A.MARQUEZ	25.169	25	A.MARQUEZ	2'26.781	2'26.781 (25)	
26	A.MARQUEZ	38.627	A.RINS	43.212	K.FUJII	39.992	J.KORNFEIL	25.182	26	T.FINSTERBU	2'27.233	2'27.569 (27)	
27	K.FUJII	38.654	T.FINSTERBUSC	43.361	M.RINALDI	40.123	T.FINSTERBUSC	25.234	27	M.RINALDI	2'27.325	2'27.393 (26)	
28	M.RINALDI	38.669	A.PONTONE	44.103	T.FINSTERBUSC	40.183	M.RINALDI	25.468	28	K.FUJII	2'27.981	2'27.981 (28)	
29	A.PONTONE	39.717	K.FUJII	44.277	A.PONTONE	40.648	A.PONTONE	25.841	29	A.PONTONE	2'30.309	2'30.309 (29)	
30	G.PEDONE	39.737	G.PEDONE	44.796	R.FENATI	41.871	R.FENATI	25.981	30	R.FENATI	2'33.056	2'33.246 (30)	
31	R.FENATI	40.118	R.FENATI	45.086	G.PEDONE	42.114	G.PEDONE	26.453	31	G.PEDONE	2'33.100	2'33.247 (31)	
32	L.MORCIANO	41.482	L.MORCIANO	45.486	L.MORCIANO	42.295	L.MORCIANO	26.974	32	L.MORCIANO	2'36.237	2'36.237 (32)	

These data/results cannot be reproduced, stored and/or transmitted in whole or in part by any manner of electronic, mechanical, photocopying, recording, broadcasting or otherwise now known or herein after developed without the previous express consent by the copyright owner, except for reproduction in daily press and regular printed publications on sale to the public within 60 days of the event related to those data/results and always provided that copyright symbol appears together as follows below.
© DORNA, 2012


Official MotoGP Timing by **TISSOT**
www.motogp.com





5403 m.

bwin GRAND PRIX CESKE REPUBLIKY**Warm Up****Fastest Laps Sequence**

<i>Practice Time</i>	 <i>Rider</i>	<i>Nation</i>	<i>Motorcycle</i>	<i>Time</i>	<i>Km/h</i>	<i>Rider's Lap</i>
5'23.553	6 Joan OLIVE	SPA	KTM	2'34.800	125.651	2
5'24.036	53 Jasper IWEMA	NED	FGR HONDA	2'33.399	126.798	2
5'26.083	95 Miroslav POPOV	CZE	MAHINDRA	2'32.931	127.186	2
5'39.221	94 Jonas FOLGER	GER	KALEX KTM	2'29.208	130.360	2
5'57.458	26 Adrian MARTIN	SPA	FTR HONDA	2'28.834	130.687	2
8'06.193	94 Jonas FOLGER	GER	KALEX KTM	2'26.972	132.343	3
10'31.537	94 Jonas FOLGER	GER	KALEX KTM	2'25.344	133.825	4
12'55.654	94 Jonas FOLGER	GER	KALEX KTM	2'24.117	134.965	5
17'43.366	94 Jonas FOLGER	GER	KALEX KTM	2'23.153	135.874	7
20'05.830	94 Jonas FOLGER	GER	KALEX KTM	2'22.464	136.531	8

These data/results cannot be reproduced, stored and/or transmitted in whole or in part by any manner of electronic, mechanical, photocopying, recording, broadcasting or otherwise now known or herein after developed without the previous express consent by the copyright owner, except for reproduction in daily press and regular printed publications on sale to the public within 60 days of the event related to those data/results and always provided that copyright symbol appears together as follows below.

© DORNA, 2012

