

4448 m.

AIRASIA AUSTRALIAN GRAND PRIX**BMW M Award - Best Qualifier MotoGP 2012****10A**

Rider	<i>Nation</i>	<i>Points</i>	QAT	SPA	POR	FRA	CAT	GBR	NED	GER	ITA	USA	INP	CZE	RSM	ARA	JPN	MAL	AUS	VAL
1 LORENZO Jorge	SPA	341	25	25	13	13	20	13	16	11	20	25	20	25	20	25	25	25	25	20
2 PEDROSA Dani	SPA	315	9	20	20	25	11	11	20	16	25	16	25	16	25	20	20	20	16	
3 STONER Casey	AUS	255	20	11	25	20	25	16	25	25	11	20	10	-	-	-	9	13	25	
4 CRUTCHLOW Cal	GBR	218	16	13	16	11	16	-	11	13	10	11	9	20	16	16	16	11	13	
5 SPIES Ben	USA	197	13	10	11	10	13	20	10	20	7	13	13	13	8	13	13	10	-	
6 DOVIZIOSO Andrea	ITA	180	10	9	9	16	10	8	9	8	9	10	16	11	9	10	10	16	10	
7 BAUTISTA Alvaro	SPA	146	5	8	10	8	6	25	8	5	5	9	7	8	11	5	11	6	9	
8 BRADL Stefan	GER	146	7	7	5	3	8	7	13	10	8	7	11	9	13	11	8	8	11	
9 HAYDEN Nicky	USA	135	11	16	6	5	9	9	7	9	13	8	8	-	7	8	6	7	6	
10 ROSSI Valentino	ITA	115	4	3	7	9	7	6	6	7	6	6	5	10	10	9	7	5	8	
11 BARBERA Hector	SPA	95	8	4	8	7	5	10	5	4	16	-	-	-	4	7	5	9	3	
12 DE PUNIET Randy	FRA	69	2	6	2	4	3	4	4	2	3	5	6	6	5	4	3	3	7	
13 ESPARGARO Aleix	SPA	60	1	2	4	-	1	5	3	6	4	4	4	5	3	6	4	4	4	
14 ABRAHAM Karel	CZE	53	6	5	3	6	4	-	-	-	-	2	2	7	6	3	2	2	5	
15 PIRRO Michele	ITA	19	-	1	-	2	-	2	2	-	2	-	-	3	2	2	-	1	2	
16 EDWARDS Colin	USA	15	3	-	-	-	2	1	-	3	-	3	-	2	-	-	1	-	-	
17 HERNANDEZ Yonny	COL	14	-	-	1	1	-	3	-	-	1	1	3	4	-	-	-	-	-	
18 PASINI Mattia	ITA	5	-	-	-	-	-	-	1	1	-	-	1	1	-	1	-	-	-	
19 PETRUCCI Danilo	ITA	1	-	-	-	-	-	-	-	-	-	-	-	-	-	-	-	-	1	
20 ELLISON James	GBR	1	-	-	-	-	-	-	-	-	-	-	-	-	1	-	-	-	-	

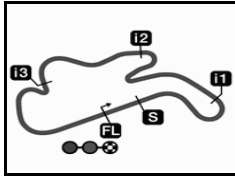
These data/results cannot be reproduced, stored and/or transmitted in whole or in part by any manner of electronic, mechanical, photocopying, recording, broadcasting or otherwise now known or herein after developed without the previous express consent by the copyright owner, except for reproduction in daily press and regular printed publications on sale to the public within 60 days of the event related to those data/results and always provided that copyright symbol appears together as follows below.

© DORNA, 2012

Official MotoGP Timing by **TISSOT**
www.motogp.com



Phillip Island, Saturday, October 27, 2012



4448 m.

AIRASIA AUSTRALIAN GRAND PRIX

Qualifying Practice

Classification

10

	Rider	Nation	Team	Motorcycle	Time	Lap	Total	Gap	Top Speed	
1	1 Casey STONER	AUS	Repsol Honda Team	HONDA	1'29.623	19	22		335.6	
2	99 Jorge LORENZO	SPA	Yamaha Factory Racing	YAMAHA	1'30.140	12	20	0.517	0.517	330.6
3	26 Dani PEDROSA	SPA	Repsol Honda Team	HONDA	1'30.575	24	25	0.952	0.435	335.7
4	35 Cal CRUTCHLOW	GBR	Monster Yamaha Tech 3	YAMAHA	1'30.763	21	26	1.140	0.188	332.7
5	6 Stefan BRADL	GER	LCR Honda MotoGP	HONDA	1'30.798	27	28	1.175	0.035	337.1
6	4 Andrea DOVIZIOSO	ITA	Monster Yamaha Tech 3	YAMAHA	1'31.200	4	26	1.577	0.402	334.7
7	19 Alvaro BAUTISTA	SPA	San Carlo Honda Gresini	HONDA	1'31.490	15	24	1.867	0.290	334.9
8	46 Valentino ROSSI	ITA	Ducati Team	DUCATI	1'31.661	27	27	2.038	0.171	337.4
9	14 Randy DE PUNIET	FRA	Power Electronics Aspar	ART	1'31.667	21	23	2.044	0.006	323.6
10	69 Nicky HAYDEN	USA	Ducati Team	DUCATI	1'31.681	23	25	2.058	0.014	334.4
11	17 Karel ABRAHAM	CZE	Cardion AB Motoracing	DUCATI	1'31.910	20	26	2.287	0.229	339.6
12	41 Aleix ESPARGARO	SPA	Power Electronics Aspar	ART	1'31.990	20	22	2.367	0.080	319.8
13	8 Hector BARBERA	SPA	Pramac Racing Team	DUCATI	1'32.231	25	26	2.608	0.241	334.1
14	51 Michele PIRRO	ITA	San Carlo Honda Gresini	FTR	1'33.050	21	21	3.427	0.819	316.8
15	9 Danilo PETRUCCI	ITA	Came IodaRacing Project	IODA-SUTER	1'33.069	24	25	3.446	0.019	315.4
16	5 Colin EDWARDS	USA	NGM Mobile Forward Racing	SUTER	1'33.450	16	21	3.827	0.381	321.7
17	77 James ELLISON	GBR	Paul Bird Motorsport	ART	1'33.489	19	25	3.866	0.039	317.4
18	84 Roberto ROLFO	ITA	Speed Master	ART	1'33.577	24	24	3.954	0.088	314.0
19	22 Ivan SILVA	SPA	Avintia Blusens	BQR	1'34.156	24	26	4.533	0.579	313.5
Not qualified (Out 107%)					1'35.896					
	43 Kris McLAREN	AUS	Avintia Blusens	BQR	1'36.324	15	16	6.701	2.168	311.6

Practice condition: Dry

Air: 12°

Humidity: 72%

Ground: 26°

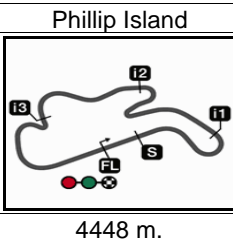
Fastest Lap:	Lap: 19	Casey STONER	1'29.623	178.668 Km/h
Circuit Record Lap:	2008	Nicky HAYDEN	1'30.059	177.803 Km/h
Circuit Best Lap:	2008	Casey STONER	1'28.665	180.598 Km/h

The results are provisional until the end of the limit for protest and appeals.

Time limit for protest expires 60' after publication of the results - Mr. Time:

These data/results cannot be reproduced, stored and/or transmitted in whole or in part by any manner of electronic, mechanical, photocopying, recording, broadcasting or otherwise now known or herein after developed without the previous express consent by the copyright owner, except for reproduction in daily press and regular printed publications on sale to the public within 60 days of the event related to those data/results and always provided that copyright symbol appears together as follows below.

© DORNA, 2012

**AIRASIA AUSTRALIAN GRAND PRIX****Qualifying Practice****Top Speed & Average****11**

<i>Rider</i>	<i>Nation</i>	<i>Motorcycle</i>	<i>Top 5 speeds</i>					<i>Average</i>	<i>Top</i>
17 Karel ABRAHAM	CZE	DUCATI	339.6	339.2	337.9	337.7	337.5	338.4	339.6
46 Valentino ROSSI	ITA	DUCATI	337.4	336.8	336.1	333.6	333.3	335.4	337.4
6 Stefan BRADL	GER	HONDA	337.1	336.3	336.2	335.8	335.3	336.1	337.1
26 Dani PEDROSA	SPA	HONDA	335.7	335.7	334.4	334.0	333.8	334.7	335.7
1 Casey STONER	AUS	HONDA	335.6	334.7	333.1	333.0	332.9	333.8	335.6
19 Alvaro BAUTISTA	SPA	HONDA	334.9	334.8	334.4	333.5	333.4	334.2	334.9
4 Andrea DOVIZIOSO	ITA	YAMAHA	334.7	334.7	334.1	334.0	333.9	334.2	334.7
69 Nicky HAYDEN	USA	DUCATI	334.4	332.8	332.6	332.2	332.1	332.8	334.4
8 Hector BARBERA	SPA	DUCATI	334.1	333.5	332.9	332.4	330.8	332.7	334.1
35 Cal CRUTCHLOW	GBR	YAMAHA	332.7	332.6	332.4	332.3	331.6	332.3	332.7
99 Jorge LORENZO	SPA	YAMAHA	330.6	330.4	330.4	330.3	330.2	330.3	330.6
14 Randy DE PUNIET	FRA	ART	323.6	321.3	320.5	320.3	319.9	321.1	323.6
5 Colin EDWARDS	USA	SUTER	321.7	320.8	318.2	317.8	317.7	319.2	321.7
41 Aleix ESPARGARO	SPA	ART	319.8	319.6	319.4	318.9	318.8	319.3	319.8
77 James ELLISON	GBR	ART	317.4	316.2	315.6	315.6	315.5	316.0	317.4
51 Michele PIRRO	ITA	FTR	316.8	316.1	315.9	315.4	315.2	315.9	316.8
9 Daniilo PETRUCCI	ITA	IODA-SUTER	315.4	314.5	314.0	313.8	313.6	314.3	315.4
84 Roberto ROLFO	ITA	ART	314.0	313.5	311.6	311.1	310.5	312.1	314.0
22 Ivan SILVA	SPA	BQR	313.5	313.1	312.7	312.4	312.2	312.8	313.5
43 Kris McLAREN	AUS	BQR	311.6	310.9	310.8	309.9	309.9	310.6	311.6

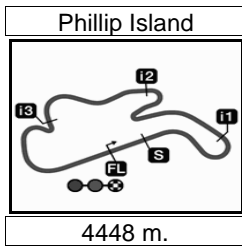
These data/results cannot be reproduced, stored and/or transmitted in whole or in part by any manner of electronic, mechanical, photocopying, recording, broadcasting or otherwise now known or herein after developed without the previous express consent by the copyright owner, except for reproduction in daily press and regular printed publications on sale to the public within 60 days of the event related to those data/results and always provided that copyright symbol appears together as follows below.

© DORNA, 2012

Official MotoGP Timing by **TISSOT**
www.motogp.com



Phillip Island, Saturday, October 27, 2012



Computerised results and timing service provided by **TISSOT**

MotoGP

AIRASIA AUSTRALIAN GRAND PRIX

Qualifying Practice

Chronological Analysis of Performances

12

P Crossing the finish line in pit lane		T1 Time from finish line to 1st intermediate				T2 Time from 1st intermed. to 2nd intermed.				T3 Time from 2nd intermed. to 3rd intermed.				T4 Time from 3rd intermediate to finish line			
Lap	Lap Time	T1	T2	T3	T4	Speed	Lap	Lap Time	T1	T2	T3	T4	Speed				
1st	1	Casey STONER Repsol Honda Team AUS					1	2'39.545	1'25.927	28.668	19.076	25.874					
		Runs=7	Total laps=23	Full laps=11			2	1'32.572	22.505	26.941	17.911	25.215	326.3				
1	2'37.493	1'23.592	29.112	18.738	26.051		3	1'31.608	22.012	26.535	17.812	25.249	333.2				
2	1'31.497	22.181	26.525	17.516	25.275	329.5	4	1'30.926	21.929	26.277	17.646	25.074	332.9				
3	1'30.518	21.626	26.181	17.456	25.255	335.6	5	1'30.748	21.699	26.326	17.613	25.110	335.7				
4	1'30.652	21.568	26.276	17.479	25.329	334.7	6	6'24.445 P	21.782	27.018	18.417	5'17.228	334.0				
5	6'10.459 P	22.539	27.672	18.015	5'02.233	324.3	7	1'45.652	34.339	27.645	18.165	25.503					
6	5'23.879 P	35.076	27.602	19.159	4'02.042		8	1'31.647	22.095	26.571	17.815	25.166	329.3				
7	6'26.840 P	36.902					9	1'31.186	21.984	26.326	17.601	25.275	331.6				
8	1'59.844	44.320	31.209	18.582	25.733		10	1'30.813	21.865	26.190	17.550	25.208	328.0				
9	1'30.802	22.041	26.268	17.339	25.154	329.7	11	6'47.444 P	22.350	27.413	18.493	5'39.188	330.6				
10	1'29.892	21.485	25.928	17.330	25.149	330.4	12	1'47.982	36.669	27.439	18.205	25.669					
11	1'30.176	21.478	26.101	17.376	25.221	332.0	13	1'31.856	22.246	26.677	17.627	25.306	327.7				
12	6'27.264 P	22.637	27.811	18.435	5'18.381	329.9	14	6'13.039 P	22.030	26.704	18.267	5'06.038	332.7				
13	1'45.945	35.305	27.504	17.755	25.381		15	1'51.470	36.420	29.097	20.161	25.792					
14	1'29.695	21.542	25.930	17.235	24.988	331.4	16	1'32.834	22.435	26.872	18.059	25.468	331.2				
15	1'29.880	21.440	25.926	17.328	25.186	332.5	17	1'32.988	22.191	27.393	18.066	25.338	333.8				
16	4'24.817 P	22.521	29.448	18.102	3'14.746	332.9	18	1'35.332	22.094	26.765	20.789	25.684	331.7				
17	1'53.933	39.804	30.008	18.233	25.888		19	1'30.903	21.774	26.293	17.640	25.196	332.6				
18	1'30.138	21.578	26.132	17.345	25.083	332.7	20	1'30.873	21.739	26.312	17.638	25.184	332.6				
19	1'29.623	21.347	25.914	17.323	25.039	333.0	21	4'25.018 P	23.080	28.342	18.942	3'14.654	332.3				
20	3'17.056 P	22.098	26.822	17.928	2'10.208	333.1	22	1'47.086	34.178	28.647	18.519	25.742					
21	1'47.735	34.459	28.489	19.263	25.524		23	1'32.072	22.183	26.642	17.759	25.488	332.6				
22	2'03.606	28.413	36.242	23.785	35.166	311.7	24	1'30.575	21.824	26.234	17.514	25.003	334.4				
	PIT	31.724	41.259	28.887		212.6	25	1'44.736	23.942	30.868	20.912	29.014	335.7				
								PIT	28.083	35.219	22.746		276.6				
2nd	99	Jorge LORENZO Yamaha Factory Raci SPA					4th	35	Cal CRUTCHLOW Monster Yamaha Tec GBR								
		Runs=5	Total laps=21	Full laps=11				Runs=5	Total laps=27	Full laps=17							
1	1'45.419	31.557	28.757	18.703	26.402		1	1'54.365	36.464	31.215	19.260	27.426					
2	1'32.578	22.226	26.953	17.805	25.594	327.2	2	1'36.237	24.205	28.073	18.097	25.862	323.5				
3	1'31.729	21.867	26.624	17.697	25.541	330.0	3	1'35.638	22.137	26.986	20.353	26.162	332.7				
4	1'31.435	21.796	26.643	17.558	25.438	330.4	4	1'32.014	22.117	26.757	17.638	25.502	332.4				
5	10'33.711 P	21.701	26.482	17.627	9'27.901	330.4	5	1'32.038	21.920	26.762	17.769	25.587	332.6				
6	1'42.125	29.405	27.479	18.340	26.901		6	1'31.721	21.790	26.800	17.569	25.562	332.3				
7	1'32.854	22.048	26.809	17.755	26.242	322.9	7	6'18.719 P	26.861	31.681	19.241	5'00.936	330.9				
8	1'31.567	21.778	26.725	17.595	25.469	325.3	8	1'45.758	30.707	29.050	19.297	26.704					
9	1'31.710	21.811	26.662	17.671	25.566	325.2	9	1'34.296	22.408	27.496	17.952	26.440	328.3				
10	9'46.038 P	22.937	28.257	18.459	8'36.385	326.8	10	1'32.507	22.082	26.935	17.840	25.650	328.4				
11	1'43.886	31.343	29.003	18.157	25.383		11	1'32.156	21.921	26.883	17.701	25.651	328.1				
12	1'30.140	21.554	26.144	17.312	25.130	330.3	12	1'32.046	21.893	26.757	17.730	25.666	329.2				
13	1'30.237	21.533	26.197	17.387	25.120	330.2	13	6'22.485 P	28.902	32.869	17.980	5'02.734	328.7				
14	5'48.730 P	23.831	28.030	18.401	4'38.468	330.0	14	1'45.101	31.695	28.841	18.308	26.257					
15	1'43.804	31.560	27.856	18.372	26.016		15	1'32.389	22.042	26.848	17.899	25.600	329.4				
16	1'30.721	21.899	26.195	17.449	25.178	330.1	16	1'31.682	21.805	26.595	17.663	25.619	329.3				
17	6'03.505 P	21.774	26.254	17.473	4'58.004	329.1	17	1'31.793	21.837	26.682	17.718	25.556	329.0				
18	1'41.101	29.942	27.901	18.010	25.248		18	4'35.131 P	26.600	32.095	21.757	3'14.679	329.6				
19	1'30.227	21.675	26.144	17.350	25.058	329.0	19	1'46.852	32.550	28.278	18.271	27.753					
20	1'33.030	22.418	27.738	17.589	25.285	330.6	20	1'32.865	21.966	27.131	18.201	25.567	330.9				
	PIT	25.472	38.844	22.644		328.5	21	1'30.763	21.696	26.317	17.450	25.300	331.1				
3rd	26	Dani PEDROSA Repsol Honda Team SPA					22	1'30.772	21.555	26.373	17.476	25.368	331.6				
		Runs=5	Total laps=26	Full laps=16			23	5'27.377 P	25.596	30.198	18.358	4'13.225	328.7				

Fastest Lap: Casey STONER Repsol Honda Team AUS **1'29.623** 21.347 25.914 17.323 25.039

These data/results cannot be reproduced, stored and/or transmitted in whole or in part by any manner of electronic, mechanical, photocopying, recording, broadcasting or otherwise now known or herein after developed without the previous express consent by the copyright owner, except for reproduction in daily press and regular printed publications on sale to the public within 60 days of the event related to those data/results and always provided that copyright symbol appears together as follows below.
© DORNA, 2012



Qualifying Practice

MotoGP

Lap	Lap Time	T1	T2	T3	T4	Speed	Lap	Lap Time	T1	T2	T3	T4	Speed	
24	1'52.276	31.678	30.816	19.817	29.965		25	1'44.713	24.874	35.354	18.083	26.402	331.6	
25	1'35.033	22.744	27.878	18.238	26.173	315.9	26	1'34.090	22.379	27.905	18.189	25.617	334.7	
26	1'47.838	21.688	32.512	25.501	28.137	331.4		PIT	27.588	33.774	21.217		333.1	
	PIT	29.880	42.915	24.296		316.5								
5th	6	Stefan BRADL	LCR Honda MotoGP GER					7th	19	Alvaro BAUTISTA	San Carlo Honda Gre SPA			
		Runs=5	Total laps=29	Full laps=19					Runs=4	Total laps=24	Full laps=17			
1	2'14.874	59.962	29.446	18.688	26.778		1	2'25.383	1'03.768	32.629	22.188	26.798		
2	1'32.683	22.144	27.138	17.654	25.747	334.0	2	1'33.435	22.294	27.361	17.928	25.852	331.6	
3	1'31.804	21.738	26.669	17.674	25.723	336.2	3	1'32.168	21.976	26.809	17.745	25.638	332.4	
4	1'32.403	21.874	26.878	17.684	25.967	335.0	4	1'32.090	21.880	26.720	17.815	25.675	333.4	
5	1'32.252	21.964	26.976	17.736	25.576	335.8	5	1'31.997	21.804	26.895	17.685	25.613	333.5	
6	4'43.612 P	22.459	28.192	17.988	3'34.973	337.1	6	1'32.067	21.756	26.763	17.729	25.819	334.9	
7	1'44.377	32.372	28.074	18.039	25.892		7	1'31.858	21.730	26.686	17.627	25.815	334.4	
8	1'32.166	21.866	26.821	17.730	25.749	331.1	8	6'32.232 P	22.641	26.564	17.918	5'25.109	331.1	
9	1'31.895	21.817	26.755	17.624	25.699	332.6	9	1'59.339	35.511	34.582	19.863	29.383		
10	1'32.459	21.907	26.779	17.806	25.967	331.5	10	1'32.966	22.281	26.959	17.812	25.914	329.9	
11	5'11.306 P	24.150	28.963	18.332	3'59.861	329.9	11	6'59.590 P	22.356	27.765	18.337	5'51.132	327.8	
12	1'46.110	33.300	28.341	18.380	26.089		12	1'44.188	32.029	28.290	18.014	25.855		
13	1'32.024	21.988	26.634	17.686	25.716	332.1	13	1'31.774	21.903	26.534	17.730	25.607	331.2	
14	1'31.414	21.616	26.562	17.545	25.691	331.7	14	1'31.587	21.873	26.504	17.584	25.626	331.8	
15	1'31.946	21.728	26.598	17.716	25.904	332.3	15	1'31.490	21.690	26.542	17.597	25.661	331.6	
16	1'31.328	21.545	26.431	17.564	25.788	332.3	16	1'31.894	21.911	26.550	17.659	25.774	329.5	
17	1'31.605	21.728	26.566	17.569	25.742	332.7	17	1'32.260	21.931	26.760	17.731	25.838	328.8	
18	5'48.874 P	22.767	28.213	18.365	4'39.529	331.1	18	1'31.897	21.822	26.534	17.730	25.811	329.1	
19	1'47.569	32.514	29.290	19.970	25.795		19	11'27.781 P	23.355	26.656	17.779	10'19.991	329.7	
20	1'31.959	22.022	26.770	17.520	25.647	336.3	20	2'00.506	35.123	40.272	18.991	26.120		
21	1'31.458	21.722	26.536	17.538	25.662	334.5	21	1'49.424	21.861	34.897	25.517	27.149	332.0	
22	1'31.184	21.529	26.528	17.524	25.603	333.5	22	1'37.314	24.470	28.433	18.145	26.266	306.9	
23	1'31.557	21.652	26.610	17.549	25.746	334.0	23	1'47.804	22.116	31.385	24.176	30.127	334.8	
24	4'16.581 P	22.466	28.632	18.541	3'06.942	330.2	24	2'00.607	28.210	36.944	22.968	32.485	307.3	
25	1'46.107	33.900	28.039	18.213	25.955									
26	1'31.260	21.683	26.622	17.555	25.400	334.9								
27	1'30.798	21.444	26.360	17.551	25.443	335.1								
28	1'56.348	21.637	33.686	29.547	31.478	335.3								
	PIT	28.058	35.443	23.569		283.5								
6th	4	Andrea DOVIZIOSO	Monster Yamaha Tec ITA					8th	46	Valentino ROSSI	Ducati Team ITA			
		Runs=4	Total laps=27	Full laps=19					Runs=5	Total laps=28	Full laps=18			
1	2'23.775	1'08.418	29.608	19.183	26.566		1	2'01.077	46.844	29.306	18.608	26.319		
2	1'33.139	22.397	27.069	18.045	25.628	333.3	2	1'33.738	22.357	27.344	17.989	26.048	333.3	
3	1'31.801	21.905	26.670	17.774	25.452	334.1	3	1'32.617	22.081	27.009	17.747	25.780	332.1	
4	1'31.200	21.657	26.420	17.752	25.371	334.0	4	1'32.234	22.003	26.859	17.767	25.605	336.8	
5	1'33.054	21.653	27.201	18.026	26.174	334.7	5	1'32.653	21.889	27.132	17.860	25.772	337.4	
6	1'33.359	21.744	27.419	18.105	26.091	331.7	6	1'31.933	21.851	26.796	17.683	25.603	336.1	
7	1'33.375	21.645	26.604	17.911	27.215	333.9	7	1'31.788	21.649	26.850	17.659	25.630	333.6	
8	9'09.722 P	21.676	26.544	18.036	8'03.466	333.8	8	1'32.323	21.820	26.980	17.704	25.819	332.2	
9	1'47.800	33.915	29.283	18.372	26.230		9	7'58.720 P	23.100	28.629	18.674	6'48.317	330.5	
10	1'32.621	22.128	26.927	17.835	25.731	330.0	10	1'48.500	34.284	28.823	18.565	26.828		
11	1'32.168	21.823	26.872	17.816	25.657	331.2	11	1'33.511	22.370	27.205	17.898	26.038	322.1	
12	1'32.267	21.814	26.932	17.849	25.672	330.9	12	1'32.644	21.995	26.954	17.770	25.925	325.2	
13	1'32.605	21.700	26.765	18.369	25.771	332.1	13	1'34.260	22.558	27.613	18.067	26.022	328.0	
14	1'31.897	21.762	26.638	17.763	25.734	331.1	14	4'44.426 P	21.936	26.931	17.907	3'37.652	329.4	
15	6'03.291 P	21.872	27.351	18.343	4'55.725	330.1	15	1'48.745	34.382	29.255	18.570	26.538		
16	1'44.459	29.714	28.459	18.981	27.305		16	1'32.979	22.172	27.000	17.814	25.993	325.2	
17	1'32.886	22.097	26.769	18.122	25.898	329.5	17	1'32.299	21.988	26.802	17.651	25.858	329.7	
18	1'32.223	21.863	26.546	18.042	25.772	333.9	18	1'32.635	21.937	26.872	17.729	26.097	329.0	
19	1'36.002	21.793	27.257	21.095	25.857	332.3	19	4'03.597 P	22.856	28.490	18.673	2'53.578	324.6	
20	1'31.226	21.653	26.427	17.684	25.462	332.9	20	1'46.949	34.515	28.459	18.162	25.813		
21	5'12.745 P	21.734	28.370	19.826	4'02.815	333.1	21	1'31.792	21.951	26.635	17.597	25.609	330.3	
22	1'41.079	29.179	27.790	18.145	25.965		22	1'31.734	21.870	26.656	17.630	25.578	329.7	
23	1'33.040	21.742	26.695	18.745	25.858	331.9	23	3'02.920 P	22.174	27.821	18.246	1'54.679	330.9	
24	1'31.479	21.652	26.525	17.663	25.639	331.9	24	1'46.479	34.816	27.944	18.026	25.693		
							25	1'41.710	21.827	33.780	19.714	26.389	332.5	
							26	1'31.999	21.928	26.808	17.681	25.582	329.1	
							27	1'31.661	21.646	26.714	17.677	25.624	331.9	
								PIT	26.998	42.215	35.978		330.9	

Fastest Lap: Casey STONER Repsol Honda Team AUS **1'29.623** 21.347 25.914 17.323 25.039

These data/results cannot be reproduced, stored and/or transmitted in whole or in part by any manner of electronic, mechanical, photocopying, recording, broadcasting or otherwise now known or herein after developed without the previous express consent by the copyright owner, except for reproduction in daily press and regular printed publications on sale to the public within 60 days of the event related to those data/results and always provided that copyright symbol appears together as follows below.
© DORNA, 2012



Qualifying Practice

MotoGP

Lap	Lap Time	T1	T2	T3	T4	Speed	Lap	Lap Time	T1	T2	T3	T4	Speed
9th 14 Randy DE PUNIEZ Power Electronics Asp FRA							6	1'32.541	21.802	27.218	17.747	25.774	337.5
Runs=4 Total laps=24 Full laps=16							7	1'32.591	21.951	27.031	17.791	25.818	336.7
1	1'45.525	32.026	28.897	18.420	26.182		8	1'32.484	21.946	27.082	17.700	25.756	334.7
2	1'32.648	22.477	26.971	17.764	<u>25.436</u>	313.8	9	5'21.746 P	23.793	29.584	18.600	4'09.769	334.8
3	1'31.958	22.009	26.672	17.651	25.626	319.9	10	1'46.871	33.574	28.972	18.142	26.183	
4	1'31.743	21.926	<u>26.634</u>	<u>17.628</u>	25.555	321.3	11	1'32.495	21.906	26.874	17.865	25.850	333.5
5	1'32.093	<u>21.815</u>	26.738	17.815	25.725	319.7	12	1'32.671	21.892	27.081	17.829	25.869	330.8
6	1'48.539	23.458	33.818	21.324	29.939	314.6	13	6'19.142 P	23.773	31.914	20.558	5'02.897	330.8
7	1'36.837	22.449	27.997	17.981	28.410	318.1	14	1'54.284	32.933	32.212	22.504	26.635	
8	1'32.089	21.915	26.830	17.669	25.675	319.1	15	1'43.590	22.581	31.421	23.363	26.225	329.8
9	9'48.486 P	23.970	29.203	19.046	8'36.267	320.3	16	1'32.972	21.905	27.049	18.010	26.008	331.6
10	1'51.661	30.639	28.768	25.696	26.558		17	8'53.945 P	24.222	29.210	18.532	7'41.981	332.7
11	1'54.944	22.279	34.864	27.478	30.323	316.5	18	1'48.316	32.809	30.396	18.370	26.741	
12	1'32.370	22.213	26.755	17.744	25.658	319.3	19	1'32.213	22.174	26.866	<u>17.566</u>	<u>25.607</u>	337.3
13	1'32.100	21.907	26.726	17.740	25.727	318.5	20	<u>1'31.910</u>	21.794	<u>26.833</u>	17.606	25.677	337.9
14	1'48.445	23.115	36.590	22.148	26.592	319.4	21	1'36.328	23.534	28.016	18.208	26.570	336.7
15	7'48.003 P	22.197	26.996	17.952	6'40.858	317.3	22	1'45.965	22.070	33.962	23.628	26.305	334.1
16	1'43.725	31.439	28.373	18.011	25.902		23	1'34.093	22.083	27.688	18.165	26.157	333.4
17	1'33.199	22.229	27.031	18.110	25.829	318.2	24	1'37.532	22.130	27.416	20.709	27.277	334.2
18	7'20.323 P			19.720	5'15.067	318.8	25	1'37.977	22.160	27.406	18.142	30.269	333.6
19	1'42.214	29.404	28.916	18.183	25.711		26	1'48.401	21.962	32.324	24.673	29.442	<u>339.6</u>
20	1'39.763	21.931	29.063	22.696	26.073	319.4		PIT	28.484	36.257	22.286		322.4
21	<u>1'31.667</u>	21.879	26.645	17.690	25.453	<u>323.6</u>							
22	2'01.606	22.777	39.604	20.014	39.211	318.1							
23	1'43.505	23.679	31.175	19.850	28.801	320.5							
	PIT	29.328	39.208	24.020		272.8							

Lap	Lap Time	T1	T2	T3	T4	Speed
10th 69 Nicky HAYDEN Ducati Team USA						
Runs=5 Total laps=26 Full laps=16						
1	1'56.039	37.531	30.723	19.471	28.314	
2	1'38.124	24.369	29.035	18.528	26.192	311.2
3	1'34.031	22.411	27.644	18.061	25.915	332.8
4	5'29.774 P	22.127	27.116	18.099	4'22.432	<u>334.4</u>
5	1'45.525	31.220	29.390	18.595	26.320	
6	1'32.628	22.153	26.962	17.880	25.633	332.6
7	1'32.128	<u>21.935</u>	26.628	17.945	25.620	330.5
8	1'34.694	21.990	27.784	18.469	26.451	329.7
9	8'09.504 P	22.583	27.513	18.373	7'01.035	329.3
10	1'59.742	36.522	30.333	18.890	33.997	
11	1'35.319	22.746	27.691	18.730	26.152	318.1
12	1'32.472	22.106	26.655	17.955	25.756	329.0
13	1'32.996	22.027	27.027	17.918	26.024	329.9
14	1'33.282	22.283	27.057	17.905	26.037	329.6
15	6'49.746 P	23.073	28.157	20.844	5'37.672	314.3
16	1'46.057	31.254	30.066	18.551	26.186	
17	1'37.365	22.855	29.553	18.789	26.168	328.7
18	1'36.929	23.143	28.223	18.592	26.971	327.3
19	1'31.968	22.120	26.562	17.710	25.576	329.8
20	1'32.064	22.007	26.530	17.817	25.710	328.3
21	2'47.091 P	22.866	27.929	18.664	1'37.632	323.9
22	2'00.053	33.947	39.110	18.769	28.227	
23	<u>1'31.681</u>	22.073	<u>26.513</u>	<u>17.689</u>	<u>25.406</u>	332.1
24	1'53.023	22.252	37.783	19.851	33.137	332.2
25	1'52.013	21.989	33.582	24.672	31.770	326.1
	PIT	29.735	37.081	23.204		276.4

Lap	Lap Time	T1	T2	T3	T4	Speed
11th 17 Karel ABRAHAM Cardion AB Motoracin CZE						
Runs=4 Total laps=27 Full laps=19						
1	1'54.755	34.029	29.387	21.947	29.392	
2	1'36.232	23.369	28.714	18.157	25.992	335.7
3	1'36.042	22.012	27.142	18.047	28.841	337.0
4	1'32.323	<u>21.771</u>	27.049	17.813	25.690	337.7
5	1'33.558	21.961	27.243	17.831	26.523	339.2

Lap	Lap Time	T1	T2	T3	T4	Speed
12th 41 Aleix ESPARGARO Power Electronics Asp SPA						
Runs=4 Total laps=23 Full laps=15						
1	1'55.146	39.296	29.543	19.123	27.184	
2	1'35.792	23.101	27.739	18.215	26.737	<u>319.8</u>
3	1'33.184	22.298	27.190	17.841	25.855	319.4
4	1'34.826	23.038	28.278	17.744	25.766	317.9
5	1'32.183	22.057	26.820	17.665	25.641	319.6
6	7'38.040 P	23.404	29.062	18.367	6'27.207	318.7
7	1'52.895	37.842	29.584	18.698	26.771	
8	1'38.840	23.066	27.875	18.430	29.469	310.6
9	1'32.949	22.305	27.024	17.831	25.789	318.9
10	1'32.412	22.182	26.820	17.749	25.661	316.7
11	1'32.140	<u>21.957</u>	<u>26.738</u>	17.719	25.726	318.2
12	1'45.610	22.930	30.652	22.488	29.540	316.5
13	1'32.957	22.228	27.141	17.846	25.742	316.1
14	11'11.271 P	23.278	29.150	18.999	9'59.844	318.0
15	1'45.248	31.569	28.948	18.398	26.333	
16	1'33.191	22.303	27.125	17.747	26.016	313.3
17	1'32.540	22.154	26.859	17.698	25.829	314.8
18	7'23.038 P	23.381	28.846	18.827	6'11.984	314.4
19	1'44.370	29.196	30.323	18.426	26.425	
20	<u>1'31.990</u>	22.043	26.862	17.608	<u>25.477</u>	315.7
21	1'32.084	22.010	26.925	<u>17.582</u>	25.567	316.6
22	1'47.955	30.389	31.093	20.190	26.283	317.9
	PIT	24.157	33.218	23.633		318.8

Lap	Lap Time	T1	T2	T3	T4	Speed
13th 8 Hector BARBERA Pramac Racing Team SPA						
Runs=4 Total laps=27 Full laps=20						
1	1'56.534	34.225	29.395	22.382	30.532	
2	1'38.741	23.250	28.475	18.349	28.667	308.8
3	1'33.941	22.466	27.508	17.967	26.000	313.2
4	1'33.094	22.092	27.148	17.909	25.945	323.3
5	1'33.235	22.098	27.238	17.950	25.949	332.9
6	1'33.764	22.096	27.354	17.994	26.320	326.3
7	1'51.519	22.563	34.099	23.816	31.041	323.3
8	5'36.570 P	22.357	27.293	18.156	4'28.764	313.9
9	6'44.812 P	35.767	30.590	18.767	5'19.688	
10	1'55.098	34.271	33.563	19.809	27.455	
11	2'02.288	26.383	42.057	24.459	29.389	313.6
12	1'36.260	22.764	29.004	18.331	26.161	314.5

Fastest Lap: Casey STONER Repsol Honda Team AUS **1'29.623** 21.347 25.914 17.323 25.039

These data/results cannot be reproduced, stored and/or transmitted in whole or in part by any manner of electronic, mechanical, photocopying, recording, broadcasting or otherwise now known or herein after developed without the previous express consent by the copyright owner, except for reproduction in daily press and regular printed publications on sale to the public within 60 days of the event related to those data/results and always provided that copyright symbol appears together as follows below.
© DORNA, 2012



Qualifying Practice

MotoGP

Lap	Lap Time	T1	T2	T3	T4	Speed	Lap	Lap Time	T1	T2	T3	T4	Speed
13	1'43.821	22.291	31.277	23.975	26.278	330.8	21	1'33.995	22.446	27.220	18.043	26.286	311.5
14	1'42.346	22.254	27.281	17.941	34.870	316.2	22	6'02.868 P	24.280	29.427	18.969	4'50.192	310.3
15	1'32.952	22.209	26.928	17.853	25.962	324.3	23	1'53.101	38.001	28.441	19.952	26.707	
16	1'39.592	26.221	29.895	17.760	25.716	329.4	24	1'33.069	22.343	27.163	17.763	25.800	314.0
17	1'33.103	22.217	26.981	17.950	25.955	332.4	25	1'33.155	22.058	27.064	17.972	26.061	313.6
18	1'52.328	23.455	39.545	18.575	30.753	315.6		PIT	27.130	35.812	23.831		311.1
19	1'32.601	22.051	27.024	17.750	25.776	329.8							
20	1'42.692	21.963	26.992	18.208	35.529	333.5							
21	4'58.781 P	22.189	28.849	20.744	3'46.999	323.9							
22	2'03.870	35.169	33.082	19.024	36.595								
23	2'08.492	30.871	49.903	19.132	28.586	319.6							
24	1'46.680	23.312	28.841	18.246	36.281	303.4							
25	1'32.231	22.048	26.939	17.727	25.517	326.9							
26	1'32.315	21.821	26.948	17.740	25.806	334.1							
	PIT	29.565	38.525	27.428		327.8							
14th	51	Michele PIRRO		San Carlo Honda Gre		ITA							
		Runs=4	Total laps=22	Full laps=14									
1	2'15.356	56.156	30.792	19.712	28.696		1	2'38.193	1'16.418	32.767	20.640	28.368	
2	1'34.357	22.662	27.582	18.109	26.004	315.2	2	1'40.382	23.815	29.419	19.327	27.821	310.2
3	1'33.767	22.530	27.236	17.941	26.060	313.2	3	1'34.558	22.783	27.607	18.295	25.873	318.2
4	1'33.520	22.417	27.129	18.080	25.894	316.1	4	1'35.715	22.867	28.138	18.507	26.203	316.4
5	1'33.847	22.517	27.135	18.134	26.061	313.5	5	1'34.336	22.488	27.450	18.335	26.063	317.8
6	6'48.731 P	24.948	31.377	19.487	5'32.919	313.5	6	1'34.116	22.522	27.414	18.173	26.007	317.4
7	1'52.694	37.403	29.554	18.833	26.904		7	7'03.240 P	23.061	30.768	19.025	5'50.386	317.7
8	1'34.963	22.941	27.304	18.234	26.484	310.1	8	2'01.738	40.682	31.977	19.667	29.412	
9	1'34.647	22.777	27.305	18.061	26.504	309.9	9	1'37.591	23.698	28.542	18.720	26.631	302.4
10	10'38.934 P	24.229	30.559	18.985	9'25.161	310.2	10	1'34.742	22.712	27.598	18.247	26.185	312.5
11	1'53.996	35.422	29.016	19.559	29.999		11	1'34.377	22.451	27.464	18.225	26.237	312.9
12	1'40.667	23.531	29.417	20.239	27.480	311.6	12	10'25.592 P	23.276	32.706	18.922	9'10.688	310.2
13	1'33.443	22.333	27.055	17.955	26.100	316.8	13	2'01.623	36.468	32.878	19.404	32.873	
14	1'33.434	22.432	27.025	17.860	26.117	313.2	14	1'36.416	23.345	28.182	18.566	26.323	313.2
15	8'59.039 P	25.372	29.888	19.318	7'44.461	299.3	15	1'33.679	22.424	27.253	18.105	25.897	316.2
16	1'49.092	30.744	32.794	18.794	26.760		16	1'33.450	22.250	27.223	18.056	25.921	315.6
17	1'42.637	22.366	27.060	22.515	30.696	314.9	17	7'40.948 P	23.027	30.232	22.470	6'25.219	315.2
18	1'56.376	22.246	43.961	19.878	30.291	314.3	18	1'58.174	38.656	33.081	19.103	27.334	
19	1'44.524	22.434	27.437	18.156	36.497	313.4	19	1'50.357	23.273	32.624	19.545	34.915	311.6
20	1'33.733	22.384	27.393	17.997	25.959	315.9	20	1'33.510	22.364	27.356	18.072	25.718	320.8
21	1'33.050	22.155	27.152	17.832	25.911	314.9	21	1'33.492	22.265	27.402	18.032	25.793	321.7
	PIT	26.698	39.193	28.086		315.4		PIT	29.637	51.484	28.204		309.4
15th	9	Danilo PETRUCCI		Came IodaRacing Proj		ITA							
		Runs=4	Total laps=26	Full laps=18									
1	1'58.563	43.511	28.734	18.926	27.392		17th	77	James ELLISON		Paul Bird Motorsport		GBR
2	1'36.336	22.987	28.083	18.635	26.631	313.8			Runs=4	Total laps=26	Full laps=18		
3	1'34.294	22.478	27.399	18.201	26.216	314.5	1	1'47.896	32.638	29.219	19.402	26.637	
4	1'38.682	22.746	27.542	20.558	27.836	315.4	2	1'35.702	23.396	27.846	18.441	26.019	307.0
5	1'34.561	22.528	27.464	18.247	26.322	312.9	3	1'34.970	23.103	27.514	18.311	26.042	315.6
6	1'34.269	22.420	27.363	18.169	26.317	312.5	4	1'34.411	22.715	27.430	18.258	26.008	313.8
7	1'37.558	22.436	27.487	20.782	26.853	312.6	5	1'34.307	22.684	27.340	18.174	26.109	313.3
8	1'34.574	22.607	27.374	18.171	26.422	310.8	6	1'42.460	24.731	31.322	18.463	27.944	312.0
9	1'34.284	22.527	27.269	18.059	26.429	310.5	7	1'34.525	22.694	27.451	18.293	26.087	317.4
10	6'32.580 P	23.692	29.227	19.125	5'20.536	310.6	8	1'34.097	22.657	27.228	18.152	26.060	312.5
11	1'53.596	34.363	33.464	18.632	27.137		9	6'32.700 P	24.954	31.186	19.765	5'16.795	311.2
12	1'34.459	22.553	27.395	18.170	26.341	307.6	10	1'51.772	31.845	33.409	19.478	27.040	
13	1'35.383	22.505	27.426	18.284	27.168	308.7	11	1'42.085	22.982	28.690	20.225	30.188	307.9
14	1'34.532	22.557	27.322	18.198	26.455	308.2	12	1'34.158	22.683	27.366	18.047	26.062	313.0
15	8'22.677 P	22.614	28.251	26.718	7'05.094	308.0	13	1'48.032	25.097	31.497	19.261	32.177	293.6
16	1'44.185	32.004	27.499	18.211	26.471		14	1'33.668	22.545	27.139	18.038	25.946	315.1
17	1'33.478	22.399	27.075	17.932	26.072	310.7	15	1'36.049	22.440	27.416	19.739	26.454	314.8
18	1'39.331	22.319	28.280	18.459	30.273	309.1	16	1'34.150	22.601	27.239	18.211	26.099	314.4
19	1'35.240	22.451	27.398	18.690	26.701	312.9	17	10'08.113 P	24.825	35.891	20.330	8'47.067	298.4
20	1'34.571	22.347	27.462	18.343	26.419	312.2	18	1'44.547	30.724	28.588	18.369	26.866	
							19	1'33.489	22.722	27.033	17.988	25.746	314.3
							20	1'33.642	22.424	27.163	18.063	25.992	315.5
							21	5'00.000 P	25.387	30.969	19.749	3'43.895	295.3
							22	1'57.231	30.610	31.921	19.253	35.447	
							23	1'34.226	22.851	27.355	18.151	25.869	316.2
							24	1'33.875	22.515	27.231	18.190	25.939	315.6
							25	2'08.261	26.656	39.614	24.479	37.512	312.6
								PIT	31.530	41.374	25.924		250.1

Fastest Lap: Casey STONER Repsol Honda Team AUS 1'29.623 21.347 25.914 17.323 25.039

These data/results cannot be reproduced, stored and/or transmitted in whole or in part by any manner of electronic, mechanical, photocopying, recording, broadcasting or otherwise now known or herein after developed without the previous express consent by the copyright owner, except for reproduction in daily press and regular printed publications on sale to the public within 60 days of the event related to those data/results and always provided that copyright symbol appears together as follows below.
© DORNA, 2012



Qualifying Practice

MotoGP

Lap	Lap Time	T1	T2	T3	T4	Speed	Lap	Lap Time	T1	T2	T3	T4	Speed	
18th	84	Roberto ROLFO				Speed Master	ITA	4	1'37.057	23.179	28.118	18.954	26.806	306.4
		Runs=4	Total laps=25	Full laps=17			5	9'41.491 P	23.118	28.220	18.717	8'31.436	307.5	
1	2'01.333	47.037	29.237	18.703	26.356		6	19'42.438 P	32.902	29.253	19.007	18'21.276		
2	1'33.650	22.447	27.249	18.008	25.946	314.0	7	1'57.605	37.739	32.465	19.588	27.813		
3	1'34.276	22.538	27.457	18.100	26.181	313.5	8	1'37.729	23.613	28.412	18.677	27.027	308.8	
4	1'43.239	23.040	28.384	18.697	33.118	303.2	9	1'36.868	23.184	28.122	18.539	27.023	309.8	
5	1'34.222	22.581	27.526	18.013	26.102	308.6	10	1'36.855	23.169	27.898	18.801	26.987	310.8	
6	1'34.288	22.509	27.479	18.062	26.238	310.5	11	1'37.350	23.259	28.409	18.639	27.043	310.9	
7	1'39.255	23.527	31.268	18.272	26.188	309.4	12	5'39.992 P	24.336	29.174	19.356	4'27.126	309.5	
8	1'34.142	22.466	27.500	18.050	26.126	311.1	13	1'47.380	30.782	30.030	19.373	27.195		
9	8'37.978 P	23.284	28.212	18.468	7'28.014	308.5	14	1'37.034	23.159	28.293	18.668	26.914	309.9	
10	1'53.026	31.299	30.065	21.309	30.353		15	1'36.324	22.914	28.034	18.557	26.819	308.2	
11	1'39.163	25.133	28.604	18.777	26.649	296.4	16	1'36.624	22.916	28.265	18.715	26.728	309.9	
12	5'09.921 P	22.980	29.115	18.899	3'58.927	307.4		PIT	23.269	33.376	21.489		311.6	
13	1'45.803	30.474	29.926	18.824	26.579									
14	1'35.486	22.910	27.758	18.305	26.513	307.0								
15	1'34.762	22.648	27.632	18.185	26.297	308.3								
16	1'38.538	25.085	28.600	18.300	26.553	308.5								
17	1'34.691	22.594	27.548	18.226	26.323	308.2								
18	8'07.783 P	23.347	28.353	19.025	6'57.058	308.3								
19	1'44.914	29.556	29.197	19.269	26.892									
20	1'53.384	24.171	40.428	19.803	28.982	300.4								
21	1'41.420	23.801	30.350	21.156	26.113	283.9								
22	1'33.947	22.407	27.470	18.033	26.037	311.6								
23	1'43.775	24.170	35.495	18.211	25.899	306.1								
24	1'33.577	22.252	27.311	17.991	26.023	309.7								
	PIT	24.227	35.064	33.569		307.8								

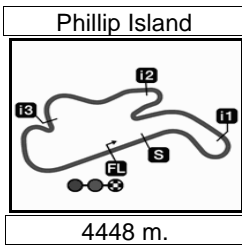
19th	22	Ivan SILVA				Avintia Blusens	SPA
		Runs=4	Total laps=27	Full laps=21			
1	2'05.487	49.833	29.445	19.098	27.111		
2	1'36.061	23.386	27.843	18.383	26.449	311.4	
3	1'38.400	22.903	27.680	18.186	29.631	312.2	
4	1'38.146	22.862	30.485	18.358	26.441	312.4	
5	1'34.944	22.905	27.501	18.203	26.335	312.7	
6	1'34.803	22.573	27.413	18.225	26.592	310.0	
7	1'34.837	22.664	27.574	18.307	26.292	313.5	
8	3'23.637 P	26.022	34.329	19.959	2'03.327	311.6	
9	1'53.008	34.905	31.005	19.150	27.948		
10	1'37.751	23.566	28.333	18.706	27.146	307.8	
11	1'35.278	22.817	27.464	18.334	26.663	305.5	
12	1'50.869	22.891	30.767	24.617	32.594	309.2	
13	1'43.448	24.103	28.006	20.599	30.740	283.4	
14	1'38.432	23.352	27.903	20.431	26.746	310.0	
15	6'01.668 P	22.873	28.479	19.781	4'50.535	311.3	
16	2'22.637	38.705	44.285	26.670	32.977		
17	1'41.869	24.763	29.972	20.402	26.732	257.9	
18	1'34.821	22.675	27.493	18.220	26.433	312.1	
19	1'35.381	22.766	27.738	18.276	26.601	309.0	
20	1'35.044	22.941	27.381	18.238	26.484	308.7	
21	1'35.314	22.548	27.607	18.330	26.829	311.0	
22	1'48.142	27.135	35.043	19.624	26.340	304.5	
23	1'37.348	23.127	28.894	18.368	26.959	311.4	
24	1'34.156	22.571	27.289	18.120	26.176	313.1	
25	1'37.527	22.718	27.828	18.414	28.567	311.7	
26	5'32.641 P	24.462	27.536	21.956	4'18.687	244.4	
	unfinished	46.590	42.225	20.415			

20th	43	Kris McLAREN				Avintia Blusens	AUS
		Runs=4	Total laps=17	Full laps=10			
1	2'37.376	1'18.422	31.014	20.114	27.826		
2	1'38.144	23.511	28.685	18.958	26.990	307.9	
3	1'37.176	23.254	28.217	18.695	27.010	308.6	

Fastest Lap: Casey STONER Repsol Honda Team AUS **1'29.623** 21.347 25.914 17.323 25.039

These data/results cannot be reproduced, stored and/or transmitted in whole or in part by any manner of electronic, mechanical, photocopying, recording, broadcasting or otherwise now known or herein after developed without the previous express consent by the copyright owner, except for reproduction in daily press and regular printed publications on sale to the public within 60 days of the event related to those data/results and always provided that copyright symbol appears together as follows below.
© DORNA, 2012





Computerised results and timing service provided by **TISSOT**

MotoGP

AIRASIA AUSTRALIAN GRAND PRIX
Provisional Starting Grid

Race : 27 laps = 120.096 km



1	1 1'29.623 1 Casey STONER Honda	2	2 1'30.140 99 Jorge LORENZO Yamaha	3	3 1'30.575 26 Dani PEDROSA Honda
2	4 1'30.763 35 Cal CRUTCHLOW Yamaha	3	5 1'30.798 6 Stefan BRADL Honda	4	6 1'31.200 4 Andrea DOVIZIOSO Yamaha
3	7 1'31.490 19 Alvaro BAUTISTA Honda	4	8 1'31.661 46 Valentino ROSSI Ducati	5	9 1'31.667 14 Randy DE PUNIET ART
4	10 1'31.681 69 Nicky HAYDEN Ducati	5	11 1'31.910 17 Karel ABRAHAM Ducati	6	12 1'31.990 41 Aleix ESPARGARO ART
5	13 1'32.231 8 Hector BARBERA Ducati	6	14 1'33.050 51 Michele PIRRO FTR	7	15 1'33.069 9 Danilo PETRUCCI Ioda-Suter
6	16 1'33.450 5 Colin EDWARDS Suter	7	17 1'33.489 77 James ELLISON ART	8	18 1'33.577 84 Roberto ROLFO ART
7	19 1'34.156 22 Ivan SILVA BQR	8	20 1'36.324 43 Kris McLAREN BQR		

The results are provisional until the end of the limit for protest and appeals and until the ratification of the Event Management Committee.

Time limit for protest expires 60' at the latest after publication of the results - Mr. Time:

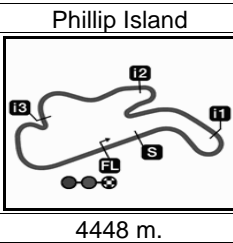
These data/results cannot be reproduced, stored and/or transmitted in whole or in part by any manner of electronic, mechanical, photocopying, recording, broadcasting or otherwise now known or herein after developed without the previous express consent of the copyright owner, except for reproduction in daily press and regular printed publications on sale to the public within 60 days of the event related to those data/results and always provided that copyright symbol appears together as follows below.

© DORNA, 2012

Official MotoGP Timing by **TISSOT**
 www.motogp.com



Phillip Island

Computerised results and timing service provided by **TISSOT****MotoGP****AIRASIA AUSTRALIAN GRAND PRIX***After the Qualifying Practice***Event Best Maximum Speed**

<i>Rider</i>	<i>Nation Team</i>	<i>Motorcycle</i>	<i>Km/h</i>	
17 Karel ABRAHAM	CZE Cardion AB Motoracing	DUCATI	339.6	Qualifying Practice
8 Hector BARBERA	SPA Pramac Racing Team	DUCATI	338.0	Free Practice Nr. 2
6 Stefan BRADL	GER LCR Honda MotoGP	HONDA	338.0	Free Practice Nr. 1
46 Valentino ROSSI	ITA Ducati Team	DUCATI	337.4	Qualifying Practice
1 Casey STONER	AUS Repsol Honda Team	HONDA	336.8	Free Practice Nr. 2
35 Cal CRUTCHLOW	GBR Monster Yamaha Tech 3	YAMAHA	336.0	Free Practice Nr. 1
26 Dani PEDROSA	SPA Repsol Honda Team	HONDA	335.7	Qualifying Practice
4 Andrea DOVIZIOSO	ITA Monster Yamaha Tech 3	YAMAHA	335.7	Free Practice Nr. 1
99 Jorge LORENZO	SPA Yamaha Factory Racing	YAMAHA	335.3	Free Practice Nr. 2
19 Alvaro BAUTISTA	SPA San Carlo Honda Gresini	HONDA	334.9	Qualifying Practice
69 Nicky HAYDEN	USA Ducati Team	DUCATI	334.4	Qualifying Practice
14 Randy DE PUNIET	FRA Power Electronics Aspar	ART	323.6	Qualifying Practice
5 Colin EDWARDS	USA NGM Mobile Forward Racing	SUTER	321.7	Qualifying Practice
41 Aleix ESPARGARO	SPA Power Electronics Aspar	ART	319.8	Qualifying Practice
77 James ELLISON	GBR Paul Bird Motorsport	ART	317.4	Qualifying Practice
51 Michele PIRRO	ITA San Carlo Honda Gresini	FTR	316.8	Qualifying Practice
9 Danilo PETRUCCI	ITA Came IodaRacing Project	IODA-SUTER	315.4	Qualifying Practice
84 Roberto ROLFO	ITA Speed Master	ART	314.0	Qualifying Practice
22 Ivan SILVA	SPA Avintia Blusens	BQR	313.9	Free Practice Nr. 2
43 Kris McLAREN	AUS Avintia Blusens	BQR	311.6	Qualifying Practice

These data/results cannot be reproduced, stored and/or transmitted in whole or in part by any manner of electronic, mechanical, photocopying, recording, broadcasting or otherwise now known or herein after developed without the previous express consent by the copyright owner, except for reproduction in daily press and regular printed publications on sale to the public within 60 days of the event related to those data/results and always provided that copyright symbol appears together as follows below.

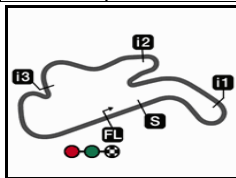
© DORNA, 2012

Official MotoGP Timing by **TISSOT**
www.motogp.com



Phillip Island, Saturday, October 27, 2012

Phillip Island

Computerised results and timing service provided by **TISSOT****MotoGP**

4448 m.

AIRASIA AUSTRALIAN GRAND PRIX**Qualifying Practice****Best Partial Times***IT* Ideal Lap Time, sum of the best partial times*BT* Best Lap Time

T1		T2		T3		T4				IT	BT	
<i>Pos</i>	<i>Rider</i>	<i>Time</i>	<i>Rider</i>	<i>Time</i>	<i>Rider</i>	<i>Time</i>	<i>Rider</i>	<i>Time</i>	<i>Pos</i>	<i>Rider</i>		
1	C.STONER	21.347	C.STONER	25.914	C.STONER	17.235	C.STONER	24.988	1	C.STONER	1'29.484	1'29.623 (1)
2	S.BRADL	21.444	J.LORENZO	26.144	J.LORENZO	17.312	D.PEDROSA	25.003	2	J.LORENZO	1'30.047	1'30.140 (2)
3	J.LORENZO	21.533	D.PEDROSA	26.190	C.CRUTCHLOW	17.450	J.LORENZO	25.058	3	D.PEDROSA	1'30.406	1'30.575 (3)
4	C.CRUTCHLOW	21.555	C.CRUTCHLOW	26.317	D.PEDROSA	17.514	C.CRUTCHLOW	25.300	4	C.CRUTCHLO	1'30.622	1'30.763 (4)
5	A.DOVIZIOSO	21.645	S.BRADL	26.360	S.BRADL	17.520	A.DOVIZIOSO	25.371	5	S.BRADL	1'30.724	1'30.798 (5)
6	V.ROSSI	21.646	A.DOVIZIOSO	26.420	K.ABRAHAM	17.566	S.BRADL	25.400	6	A.DOVIZIOSO	1'31.099	1'31.200 (6)
7	A.BAUTISTA	21.690	A.BAUTISTA	26.504	A.ESPARGARO	17.582	N.HAYDEN	25.406	7	A.BAUTISTA	1'31.385	1'31.490 (7)
8	D.PEDROSA	21.699	N.HAYDEN	26.513	A.BAUTISTA	17.584	R.DE PUNIET	25.436	8	V.ROSSI	1'31.456	1'31.661 (8)
9	K.ABRAHAM	21.771	R.DE PUNIET	26.634	V.ROSSI	17.597	A.ESPARGARO	25.477	9	R.DE PUNIET	1'31.513	1'31.667 (9)
10	R.DE PUNIET	21.815	V.ROSSI	26.635	R.DE PUNIET	17.628	H.BARBERA	25.517	10	N.HAYDEN	1'31.543	1'31.681 (10)
11	H.BARBERA	21.821	A.ESPARGARO	26.738	A.DOVIZIOSO	17.663	V.ROSSI	25.578	11	A.ESPARGAR	1'31.754	1'31.990 (12)
12	N.HAYDEN	21.935	K.ABRAHAM	26.833	N.HAYDEN	17.689	K.ABRAHAM	25.607	12	K.ABRAHAM	1'31.777	1'31.910 (11)
13	A.ESPARGARO	21.957	H.BARBERA	26.928	H.BARBERA	17.727	A.BAUTISTA	25.607	13	H.BARBERA	1'31.993	1'32.231 (13)
14	D.PETRUCCI	22.058	M.PIRRO	27.025	D.PETRUCCI	17.763	C.EDWARDS	25.718	14	D.PETRUCCI	1'32.685	1'33.069 (15)
15	M.PIRRO	22.155	J.ELLISON	27.033	M.PIRRO	17.832	J.ELLISON	25.746	15	M.PIRRO	1'32.906	1'33.050 (14)
16	C.EDWARDS	22.250	D.PETRUCCI	27.064	J.ELLISON	17.988	D.PETRUCCI	25.800	16	J.ELLISON	1'33.191	1'33.489 (17)
17	R.ROLFO	22.252	C.EDWARDS	27.223	R.ROLFO	17.991	M.PIRRO	25.894	17	C.EDWARDS	1'33.223	1'33.450 (16)
18	J.ELLISON	22.424	R.ROLFO	27.249	C.EDWARDS	18.032	R.ROLFO	25.899	18	R.ROLFO	1'33.391	1'33.577 (18)
19	I.SILVA	22.548	I.SILVA	27.289	I.SILVA	18.120	I.SILVA	26.176	19	I.SILVA	1'34.133	1'34.156 (19)
20	K.McLAREN	22.914	K.McLAREN	27.898	K.McLAREN	18.539	K.McLAREN	26.728	20	K.McLAREN	1'36.079	1'36.324 (20)

These data/results cannot be reproduced, stored and/or transmitted in whole or in part by any manner of electronic, mechanical, photocopying, recording, broadcasting or otherwise now known or herein after developed without the previous express consent by the copyright owner, except for reproduction in daily press and regular printed publications on sale to the public within 60 days of the event related to those data/results and always provided that copyright symbol appears together as follows below.

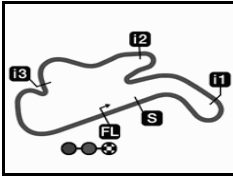
© DORNA, 2012

Official MotoGP Timing by **TISSOT**

www.motogp.com




Phillip Island

Computerised results and timing service provided by **TISSOT****MotoGP**

4448 m.

AIRASIA AUSTRALIAN GRAND PRIX**Qualifying Practice****Fastest Laps Sequence**

<i>Practice Time</i>	 <i>Rider</i>	<i>Nation</i>	<i>Motorcycle</i>	<i>Time</i>	<i>Km/h</i>	<i>Rider's Lap</i>
3'17.997	99 Jorge LORENZO	SPA	YAMAHA	1'32.578	172.965	2
4'08.990	1 Casey STONER	AUS	HONDA	1'31.497	175.009	2
5'39.508	1 Casey STONER	AUS	HONDA	1'30.518	176.901	3
30'11.876	1 Casey STONER	AUS	HONDA	1'29.892	178.133	10
41'24.956	1 Casey STONER	AUS	HONDA	1'29.695	178.525	14
52'13.347	1 Casey STONER	AUS	HONDA	1'29.623	178.668	19

These data/results cannot be reproduced, stored and/or transmitted in whole or in part by any manner of electronic, mechanical, photocopying, recording, broadcasting or otherwise now known or herein after developed without the previous express consent by the copyright owner, except for reproduction in daily press and regular printed publications on sale to the public within 60 days of the event related to those data/results and always provided that copyright symbol appears together as follows below.

© DORNA, 2012

Official MotoGP Timing by **TISSOT**
www.motogp.com

**Phillip Island, Saturday, October 27, 2012**