


4226 m.

GP APEROL DI SAN MARINO E RIVIERA DI RIMINI**Qualifying Practice****Classification****10**

	<i>Rider</i>	<i>Nation</i>	<i>Team</i>	<i>Motorcycle</i>	<i>Time</i>	<i>Lap Total</i>	<i>Gap</i>	<i>Top Speed</i>
1	11 Sandro CORTESE	GER	Red Bull KTM Ajo	KTM	1'44.201	14 17		199.7
2	5 Romano FENATI	ITA	Team Italia FMI	FTR HONDA	1'44.571	16 18	0.370 0.370	196.8
3	27 Niccolò ANTONELLI	ITA	San Carlo Gresini Moto3	FTR HONDA	1'44.590	16 18	0.389 0.019	199.2
4	52 Danny KENT	GBR	Red Bull KTM Ajo	KTM	1'44.843	14 16	0.642 0.253	199.8
5	39 Luis SALOM	SPA	RW Racing GP	KALEX KTM	1'44.857	17 19	0.656 0.014	199.4
6	94 Jonas FOLGER	GER	Mapfre Aspar Team Moto3	KALEX KTM	1'44.877	17 17	0.676 0.020	193.9
7	19 Alessandro TONUCCI	ITA	Team Italia FMI	FTR HONDA	1'44.909	15 19	0.708 0.032	196.6
8	63 Zulfahmi KHAIRUDDIN	MAL	AirAsia-Sic-Ajo	KTM	1'45.078	10 16	0.877 0.169	201.3
9	44 Miguel OLIVEIRA	POR	Estrella Galicia 0,0	SUTER HONDA	1'45.116	14 17	0.915 0.038	197.4
10	61 Arthur SISSIS	AUS	Red Bull KTM Ajo	KTM	1'45.142	14 17	0.941 0.026	200.1
11	25 Maverick VIÑALES	SPA	Blusens Avintia	FTR HONDA	1'45.230	13 13	1.029 0.088	196.1
12	96 Louis ROSSI	FRA	Racing Team Germany	FTR HONDA	1'45.259	15 18	1.058 0.029	195.3
13	55 Hector FAUBEL	SPA	Mapfre Aspar Team Moto3	KALEX KTM	1'45.260	11 17	1.059 0.001	195.6
14	41 Brad BINDER	RSA	RW Racing GP	KALEX KTM	1'45.289	17 18	1.088 0.029	199.0
15	7 Efren VAZQUEZ	SPA	JHK t-shirt Laglisse	FTR HONDA	1'45.332	14 17	1.131 0.043	197.7
16	23 Alberto MONCAYO	SPA	Andalucia JHK t-shirt Laglisse	FTR HONDA	1'45.332	18 18	1.131	197.9
17	42 Alex RINS	SPA	Estrella Galicia 0,0	SUTER HONDA	1'45.333	10 16	1.132 0.001	194.6
18	84 Jakub KORNFEL	CZE	Redox-Ongetta-Centro Seta	FTR HONDA	1'45.926	18 19	1.725 0.593	196.7
19	74 Kevin CALIA	ITA	Elle 2-Ciatti	HONDA	1'46.437	17 17	2.236 0.511	195.0
20	89 Alan TECHER	FRA	Technomag-CIP-TSR	TSR HONDA	1'46.518	16 18	2.317 0.081	196.7
21	8 Jack MILLER	AUS	Caretta Technology	HONDA	1'46.524	14 18	2.323 0.006	190.8
22	53 Jasper IWEMA	NED	Moto FGR	FGR HONDA	1'46.589	12 15	2.388 0.065	194.2
23	30 Giulian PEDONE	SWI	Ambrogio Next Racing	SUTER HONDA	1'46.675	12 17	2.474 0.086	193.8
24	31 Niklas AJO	FIN	TT Motion Events Racing	KTM	1'46.678	13 14	2.477 0.003	199.6
25	12 Alex MARQUEZ	SPA	Ambrogio Next Racing	SUTER HONDA	1'46.801	15 17	2.600 0.123	196.8
26	99 Danny WEBB	GBR	Mahindra Racing	MAHINDRA	1'47.143	14 15	2.942 0.342	193.1
27	3 Luigi MORCIANO	ITA	Ioda Team Italia	IODA	1'47.735	6 16	3.534 0.592	189.2
28	28 Josep RODRIGUEZ	SPA	Ongetta-Centro Seta	FTR HONDA	1'47.995	19 19	3.794 0.260	200.0
29	33 Stefano VALTULINI	ITA	Team Imperiali Racing	HONDA	1'48.109	17 17	3.908 0.114	191.9
30	80 Armando PONTONE	ITA	IodaRacing Project	IODA	1'48.146	13 19	3.945 0.037	192.4
31	71 Michael Ruben RINALDI	ITA	Caretta Technology	HONDA	1'48.184	16 16	3.983 0.038	193.7
32	9 Toni FINSTERBUSCH	GER	Racing Team Germany	HONDA	1'48.312	17 18	4.111 0.128	196.9
33	95 Miroslav POPOV	CZE	Mahindra Racing	MAHINDRA	1'48.347	8 17	4.146 0.035	189.5
34	51 Kenta FUJII	JPN	Technomag-CIP-TSR	TSR HONDA	1'48.672	13 19	4.471 0.325	195.4

Not Classified* 26 **Adrian MARTIN** SPA JHK t-shirt Laglisse FTR HONDA**Practice condition: Dry**

Air: 21°

Humidity: 69%

Ground: 33°

Fastest Lap:	Lap: 14	Sandro CORTESE	1'44.201	146.002 Km/h
Circuit Record Lap:		New category		
Circuit Best Lap:	2012	Sandro CORTESE	1'44.201	146.002 Km/h

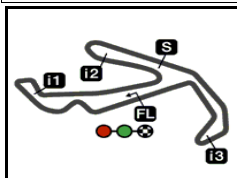
* **Have qualified for the race having achieved a time within 107 % of the fastest rider in a free practice session.**

The results are provisional until the end of the limit for protest and appeals.

Time limit for protest expires 60' after publication of the results - Mr. Time:

These data/results cannot be reproduced, stored and/or transmitted in whole or in part by any manner of electronic, mechanical, photocopying, recording, broadcasting or otherwise now known or herein after developed without the previous express consent by the copyright owner, except for reproduction in daily press and regular printed publications on sale to the public within 60 days of the event related to those data/results and always provided that copyright symbol appears together as follows below.

© DORNA, 2012



4226 m.

GP APEROL DI SAN MARINO E RIVIERA DI RIMINI**Qualifying Practice****Top Speed & Average****11**

<i>Rider</i>	<i>Nation</i>	<i>Motorcycle</i>	<i>Top 5 speeds</i>					<i>Average</i>	<i>Top</i>
63 Zulfahmi KHAIRUDDIN	MAL	KTM	201.3	201.1	200.5	200.3	200.3	200.7	201.3
61 Arthur SISSIS	AUS	KTM	200.1	199.5	199.3	199.0	198.9	199.3	200.1
28 Josep RODRIGUEZ	SPA	FTR HONDA	200.0	195.8	195.2	195.1	194.3	196.1	200.0
52 Danny KENT	GBR	KTM	199.8	198.3	197.2	197.2	196.1	197.7	199.8
11 Sandro CORTESE	GER	KTM	199.7	198.1	196.6	196.6	196.4	197.5	199.7
31 Niklas AJO	FIN	KTM	199.6	197.9	197.7	196.8	196.7	197.7	199.6
39 Luis SALOM	SPA	KALEX KTM	199.4	199.0	198.9	198.7	198.7	198.9	199.4
27 Niccolò ANTONELLI	ITA	FTR HONDA	199.2	198.6	198.6	197.4	197.4	198.3	199.2
41 Brad BINDER	RSA	KALEX KTM	199.0	198.2	197.9	196.4	195.3	197.4	199.0
23 Alberto MONCAYO	SPA	FTR HONDA	197.9	195.8	195.8	194.8	194.3	195.7	197.9
7 Efren VAZQUEZ	SPA	FTR HONDA	197.7	194.9	194.7	194.5	194.5	195.3	197.7
44 Miguel OLIVEIRA	POR	SUTER HONDA	197.4	195.4	194.1	194.0	193.5	194.9	197.4
9 Toni FINSTERBUSCH	GER	HONDA	196.9	194.2	193.8	193.6	193.5	194.4	196.9
5 Romano FENATI	ITA	FTR HONDA	196.8	196.1	196.1	195.9	195.3	196.1	196.8
12 Alex MARQUEZ	SPA	SUTER HONDA	196.8	195.7	194.4	194.1	194.1	195.0	196.8
89 Alan TECHER	FRA	TSR HONDA	196.7	196.4	195.2	194.3	192.5	195.0	196.7
84 Jakub KORNFEIL	CZE	FTR HONDA	196.7	194.7	193.4	193.1	192.9	194.2	196.7
19 Alessandro TONUCCI	ITA	FTR HONDA	196.6	196.4	195.7	195.6	195.1	195.9	196.6
25 Maverick VIÑALES	SPA	FTR HONDA	196.1	195.7	194.3	194.2	193.2	194.7	196.1
55 Hector FAUBEL	SPA	KALEX KTM	195.6	195.0	194.9	194.6	194.3	194.9	195.6
51 Kenta FUJII	JPN	TSR HONDA	195.4	195.3	194.7	194.5	194.0	194.8	195.4
96 Louis ROSSI	FRA	FTR HONDA	195.3	195.3	195.0	194.2	194.2	194.8	195.3
74 Kevin CALIA	ITA	HONDA	195.0	194.4	194.2	193.4	193.2	194.1	195.0
42 Alex RINS	SPA	SUTER HONDA	194.6	194.0	193.7	193.4	193.4	193.8	194.6
53 Jasper IWEMA	NED	FGR HONDA	194.2	194.2	194.0	192.9	192.7	193.6	194.2
94 Jonas FOLGER	GER	KALEX KTM	193.9	193.3	193.1	193.1	192.9	193.3	193.9
30 Giulian PEDONE	SWI	SUTER HONDA	193.8	193.7	193.3	193.2	192.3	193.3	193.8
71 Michael Ruben RINALDI	ITA	HONDA	193.7	193.5	192.6	190.7	190.5	192.2	193.7
99 Danny WEBB	GBR	MAHINDRA	193.1	192.7	191.8	191.7	191.0	192.1	193.1
80 Armando PONTONE	ITA	IODA	192.4	191.9	191.4	190.8	188.8	191.1	192.4
33 Stefano VALTULINI	ITA	HONDA	191.9	191.5	190.5	190.2	189.6	190.7	191.9
8 Jack MILLER	AUS	HONDA	190.8	190.8	190.3	189.7	189.5	190.2	190.8
95 Miroslav POPOV	CZE	MAHINDRA	189.5	189.0	188.8	188.4	187.8	188.7	189.5
3 Luigi MORCIANO	ITA	IODA	189.2	188.8	188.4	188.1	187.5	188.4	189.2

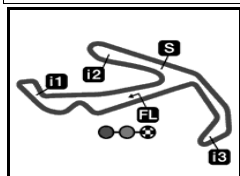
These data/results cannot be reproduced, stored and/or transmitted in whole or in part by any manner of electronic, mechanical, photocopying, recording, broadcasting or otherwise now known or herein after developed without the previous express consent by the copyright owner, except for reproduction in daily press and regular printed publications on sale to the public within 60 days of the event related to those data/results and always provided that copyright symbol appears together as follows below.

© DORNA, 2012

Official MotoGP Timing by **TISSOT**
www.motogp.com



Misano Adriatico, Saturday, September 15, 2012



4226 m.

GP APEROL DI SAN MARINO E RIVIERA DI RIMINI

Qualifying Practice

Chronological Analysis of Performances

12

P Crossing the finish line in pit lane		T1 Time from finish line to 1st intermediate				T2 Time from 1st intermed. to 2nd intermed.				T3 Time from 2nd intermed. to 3rd intermed.				T4 Time from 3rd intermediate to finish line			
Lap	Lap Time	T1	T2	T3	T4	Speed	Lap	Lap Time	T1	T2	T3	T4	Speed				
1st	11	Sandro CORTESE				Red Bull KTM Ajo				GER							
		Runs=3	Total laps=17	Full laps=12													
1	2'28.218	1'05.186	27.381	31.115	24.536	194.0	10	1'46.178	28.044	25.097	29.567	23.470	195.0				
2	1'48.409	28.700	25.847	29.825	24.037	196.4	11	1'45.496	27.898	24.993	29.428	23.177	194.7				
3	1'46.825	28.148	25.397	29.656	23.624	195.6	12	1'45.850	27.921	25.313	29.495	23.121	194.4				
4	1'46.503	27.745	25.374	29.713	23.671	195.9	13	1'45.111 P	28.708	25.428	29.584	21.391	193.8				
5	1'46.056	27.772	25.142	29.603	23.539	194.6	14	5'35.131	4'05.536	36.378	29.975	23.242	195.3				
6	1'51.515 P	29.321	27.125	31.893	23.176	188.2	15	1'44.928	27.731	24.903	29.374	22.920	195.4				
7	6'27.723	5'05.862	27.238	30.232	24.391	194.7	16	1'44.590	27.524	24.831	29.356	22.879	194.3				
8	1'45.711	27.718	25.176	29.454	23.363	195.8	17	1'44.793	27.604	24.790	29.358	23.041	195.6				
9	1'45.568	27.540	25.194	29.476	23.358	196.6	18	1'51.447	27.793	24.771	29.120	29.763	198.6				
10	1'55.300	28.783	28.508	31.898	26.111	182.6											
11	1'46.918 P	29.116	25.935	30.512	21.355	193.2											
12	7'15.266	5'55.805	25.980	29.986	23.495	194.2											
13	1'44.599	27.450	24.912	29.134	23.103	196.6											
14	1'44.201	27.389	24.810	29.124	22.878	199.7											
15	1'44.978	27.669	25.043	29.254	23.012	195.9											
16	1'44.313	27.246	24.885	29.197	22.985	196.1											
17	1'44.794	27.361	24.853	29.243	23.337	198.1											
2nd	5	Romano FENATI				Team Italia FMI				ITA							
		Runs=3	Total laps=18	Full laps=13													
1	2'38.990	1'19.136	26.023	30.089	23.742	193.6	4th	52	Danny KENT				Red Bull KTM Ajo		GBR		
2	1'46.925	28.439	25.413	29.726	23.347	194.7			Runs=3	Total laps=16	Full laps=11						
3	1'46.256	28.040	25.333	29.637	23.246	193.4	1	2'15.123	50.263	29.152	31.520	24.188	184.1				
4	1'46.291	28.087	25.163	29.716	23.325	193.7	2	1'46.937	28.360	25.546	29.549	23.482	198.3				
5	1'45.917	27.893	25.172	29.578	23.274	194.3	3	1'46.243	27.935	25.260	29.484	23.564	199.8				
6	1'46.057	27.919	25.286	29.558	23.294	195.2	4	1'51.764	31.183	26.098	29.867	24.616	197.2				
7	1'55.459 P	30.351	27.158	34.461	23.489	173.4	5	2'38.867 P	1'12.990	29.603	32.861	23.413	180.8				
8	5'39.516	4'20.921	25.901	29.628	23.066	194.4	6	9'23.533	7'55.231	32.010	32.599	23.693	162.0				
9	1'45.296	27.690	25.259	29.337	23.010	195.3	7	1'47.330	28.424	25.725	29.586	23.595	195.6				
10	1'45.116	27.689	25.059	29.349	23.019	195.9	8	1'46.717	28.170	25.486	29.604	23.457	195.5				
11	1'45.465	27.846	25.168	29.471	22.980	196.1	9	1'45.804	27.862	25.180	29.410	23.352	195.2				
12	1'51.208 P	31.030	26.588	31.204	22.386	186.0	10	1'45.983	27.822	25.204	29.644	23.313	194.8				
13	6'09.681	4'47.868	28.040	30.647	23.126	184.3	11	1'54.856 P	31.359	29.353	31.086	23.058	187.7				
14	1'45.256	27.727	25.016	29.440	23.073	194.2	12	5'04.107	3'42.368	27.366	31.029	23.344	183.8				
15	1'44.704	27.476	24.914	29.288	23.026	195.1	13	1'45.226	27.701	25.044	29.286	23.195	196.1				
16	1'44.571	27.524	24.976	29.235	22.836	193.8	14	1'44.843	27.591	25.023	29.157	23.072	197.2				
17	1'44.894	27.503	25.029	29.401	22.961	196.1	15	1'45.068	27.517	25.014	29.387	23.150	194.8				
18	1'45.809	27.705	25.133	29.349	23.622	196.8	16	1'47.881	30.124	25.069	29.454	23.234	195.5				
3rd	27	Niccolò ANTONELLI				San Carlo Gresini Mot				ITA							
		Runs=3	Total laps=18	Full laps=13													
1	2'04.248	41.355	27.036	31.296	24.561	199.2	5th	39	Luis SALOM				RW Racing GP		SPA		
2	1'49.092	29.147	25.491	30.488	23.966	198.6			Runs=3	Total laps=19	Full laps=14						
3	1'47.949	28.816	25.453	30.214	23.466	197.4	1	2'03.449	38.800	28.279	32.045	24.325	198.7				
4	1'46.498	28.226	25.235	29.731	23.306	196.5	2	1'49.409	29.102	25.853	30.193	24.261	199.4				
5	1'47.952	29.459	25.475	29.704	23.314	195.8	3	1'48.712	28.439	26.133	30.525	23.615	196.1				
6	1'46.400	28.051	25.263	29.655	23.431	197.4	4	1'46.538	28.089	25.317	29.790	23.342	198.9				
7	1'46.197	28.192	25.014	29.777	23.214	193.3	5	1'52.351	28.655	30.382	29.854	23.460	197.1				
8	1'50.849 P	33.382	25.591	29.987	21.889	194.0	6	1'46.103	27.994	25.222	29.637	23.250	198.4				
9	6'52.676	5'33.116	26.039	29.963	23.558	193.2	7	1'46.097	27.860	25.372	29.568	23.297	195.5				
							8	1'45.064 P	28.155	25.920	30.037	20.952	194.1				
							9	5'28.322	4'08.157	26.042	30.318	23.805	194.3				
							10	1'45.840	27.728	25.297	29.469	23.346	196.2				
							11	1'45.702	27.756	25.170	29.567	23.209	196.3				
							12	1'45.385	27.570	25.098	29.358	23.359	196.1				
							13	1'45.013	27.619	25.045	29.322	23.027	196.7				
							14	1'45.413 P	28.215	25.456	30.058	21.684	196.2				
							15	4'50.092	3'23.925	25.773	36.720	23.674	180.2				
							16	1'44.896	27.623	25.123	29.027	23.123	198.7				
							17	1'44.857	27.651	24.824	29.190	23.192	199.0				
							18	2'08.194	34.925	34.716	34.738	23.815	173.6				
							19	1'44.946	27.617	25.184	29.077	23.068	197.6				

Fastest Lap: Sandro CORTESE Red Bull KTM Ajo GER 1'44.201 27.389 24.810 29.124 22.878

These data/results cannot be reproduced, stored and/or transmitted in whole or in part by any manner of electronic, mechanical, photocopying, recording, broadcasting or otherwise now known or herein after developed without the previous express consent by the copyright owner, except for reproduction in daily press and regular printed publications on sale to the public within 60 days of the event related to those data/results and always provided that copyright symbol appears together as follows below.
© DORNA, 2012



Qualifying Practice

Moto3

Lap	Lap Time	T1	T2	T3	T4	Speed	Lap	Lap Time	T1	T2	T3	T4	Speed	
6th	94	Jonas FOLGER Mapfre Aspar Team M GER						9th	44	Miguel OLIVEIRA Estrella Galicia 0,0 POR				
		Runs=3	Total laps=17	Full laps=12					Runs=3	Total laps=17	Full laps=12			
1	1'55.664	34.602	26.475	30.370	24.217	191.3	1	2'05.914	44.571	26.457	30.775	24.111	192.7	
2	1'47.124	28.417	25.420	29.794	23.493	191.3	2	1'48.285	28.561	25.616	29.961	24.147	195.4	
3	1'46.615	28.058	25.330	29.644	23.583	192.5	3	1'46.833	28.360	25.217	29.909	23.347	194.0	
4	1'46.357	28.089	25.282	29.588	23.398	191.9	4	1'47.567	28.022	25.168	30.843	23.534	193.1	
5	1'46.360	27.929	25.208	29.665	23.558	191.2	5	1'46.340	28.050	25.212	29.765	23.313	193.5	
6	1'45.920	27.886	25.171	29.555	23.308	192.2	6	1'43.753 P	28.013	25.055	29.777	20.908	197.4	
7	1'45.174 P	27.989	25.082	29.617	22.486	191.5	7	5'27.610	4'08.103	25.766	30.131	23.610	190.1	
8	7'47.552	6'28.180	25.776	30.011	23.585	192.5	8	1'46.221	28.030	25.196	29.719	23.276	190.6	
9	1'45.850	27.913	25.052	29.535	23.350	192.4	9	1'46.032	27.753	25.165	29.887	23.227	191.4	
10	1'45.579	27.824	25.075	29.412	23.268	192.9	10	1'45.563	27.619	25.028	29.568	23.348	193.1	
11	1'45.376	27.736	24.906	29.454	23.280	193.1	11	1'45.605	27.616	25.106	29.713	23.170	191.3	
12	1'43.807 P	27.900	25.019	29.541	21.347	192.2	12	1'43.616 P	27.534	25.195	30.215	20.672	190.9	
13	6'21.183	4'47.504	29.916	40.336	23.427	109.1	13	7'52.230	6'33.501	25.808	29.630	23.291	194.1	
14	1'45.367	27.748	24.984	29.496	23.139	193.3	14	1'45.116	27.584	24.986	29.621	22.925	191.8	
15	1'44.937	27.629	25.022	29.297	22.989	193.9	15	1'47.032	27.662	25.562	30.677	23.131	188.0	
16	2'10.345	35.911	34.645	36.648	23.141	152.2	16	1'45.243	27.588	24.921	29.627	23.107	191.0	
17	1'44.877	27.515	24.979	29.380	23.003	193.1	17	1'45.309	27.591	24.987	29.689	23.042	191.3	
7th	19	Alessandro TONUĆ Team Italia FMI ITA						10th	61	Arthur SISSIS Red Bull KTM Ajo AUS				
		Runs=3	Total laps=19	Full laps=14					Runs=3	Total laps=17	Full laps=12			
1	2'02.308	39.076	27.556	31.006	24.670	196.6	1	2'12.454	47.721	28.247	31.236	25.250	188.1	
2	1'48.641	28.902	26.000	30.027	23.712	194.5	2	1'48.041	28.769	25.642	29.780	23.850	199.0	
3	1'48.589	29.109	25.773	30.167	23.540	193.4	3	1'48.062	28.482	25.705	29.987	23.888	199.5	
4	1'48.062	28.976	25.958	29.627	23.501	196.4	4	1'47.256	28.391	25.424	29.903	23.538	200.1	
5	1'46.834	27.925	25.486	29.819	23.604	195.7	5	1'52.599	31.814	26.559	29.860	24.366	197.1	
6	1'46.584	27.826	25.471	29.835	23.452	193.2	6	1'45.715 P	28.231	25.717	30.004	21.763	197.4	
7	1'52.443 P	31.089	29.251	30.835	21.268	192.2	7	7'01.195	5'37.864	26.477	32.923	23.931	147.9	
8	4'48.420	3'26.773	27.518	30.264	23.865	190.8	8	1'46.159	27.981	25.314	29.435	23.429	198.1	
9	1'46.803	28.017	25.667	29.760	23.359	192.2	9	1'45.662	27.774	25.083	29.404	23.401	198.0	
10	1'46.581	28.003	25.503	29.660	23.415	192.2	10	1'45.549	27.845	25.010	29.371	23.323	198.9	
11	2'04.725	35.753	29.816	35.641	23.515	109.9	11	1'57.226 P	30.918	27.027			194.8	
12	1'47.118	28.292	25.331	29.670	23.825	195.1	12	6'29.782	5'09.131	26.638	30.380	23.633	195.6	
13	1'43.697 P	27.902	25.982	29.862	19.951	192.0	13	1'45.702	27.863	25.068	29.467	23.304	197.3	
14	5'32.034	4'13.225	25.955	29.606	23.248	191.8	14	1'45.142	27.798	24.974	29.208	23.162	198.8	
15	1'44.909	27.458	25.115	29.220	23.116	194.7	15	1'45.183	27.767	25.052	29.122	23.242	199.3	
16	1'45.318	27.716	25.221	29.410	22.971	194.3	16	1'47.356	28.787	25.952	29.365	23.252	198.6	
17	1'45.038	27.585	25.104	29.314	23.035	195.6	17	1'45.242	27.700	24.928	29.184	23.430	198.9	
18	1'45.502	27.666	25.149	29.542	23.145	193.8								
19	1'45.362	27.575	25.219	29.437	23.131	194.8								
8th	63	Zulfahmi KHAIRUD AirAsia-Sic-Ajo MAL						11th	25	Maverick VIÑALES Blusens Avintia SPA				
		Runs=3	Total laps=16	Full laps=11					Runs=4	Total laps=13	Full laps=6			
1	2'23.368	1'01.463	26.684	30.986	24.235	197.8	1	2'03.031	40.122	27.501	31.139	24.269	194.3	
2	1'49.387	28.880	26.415	30.059	24.033	199.3	2	1'49.492	29.364	25.655	30.325	24.148	194.2	
3	1'47.025	28.378	25.143	29.703	23.801	198.6	3	1'56.453 P	28.676	30.213	33.525	24.039	185.1	
4	1'46.353	28.227	25.081	29.626	23.419	199.5	4	14'18.879	12'59.166	26.069	30.123	23.521	191.7	
5	1'45.767	27.886	25.109	29.345	23.427	199.6	5	1'46.344	27.821	25.491	29.724	23.308	196.1	
6	1'48.170 P	28.868	26.020	30.963	22.319	188.1	6	1'45.474	27.634	25.257	29.496	23.087	192.8	
7	7'06.172	5'40.610	27.265	33.947	24.350	138.6	7	1'42.936 P	27.610	25.207	29.457	20.662	192.6	
8	1'45.772	28.082	25.176	29.272	23.242	200.3	8	4'46.531	3'26.938	26.457	29.769	23.367	192.5	
9	1'45.227	27.955	24.718	29.363	23.191	201.3	9	1'45.499	27.580	25.112	29.496	23.311	189.7	
10	1'45.078	27.771	24.861	29.330	23.116	200.5	10	1'45.625	27.505	25.322	29.462	23.336	193.2	
11	1'45.318	27.762	24.833	29.295	23.428	199.1	11	1'41.665 P	27.590	25.032	29.444	19.599	192.2	
12	1'48.296 P	28.692	25.851	30.888	22.865	188.5	12	3'17.889	1'58.337	26.638	29.606	23.308	192.7	
13	7'47.704	6'23.665	28.201	31.396	24.442	188.7	13	1'45.230	27.759	25.182	29.356	22.933	195.7	
14	1'50.856	29.202	28.276	30.089	23.289	200.3								
15	1'45.623	28.029	24.789	29.535	23.270	201.1								
16	1'54.836	28.115	24.919	30.198	31.604	200.2								
12th	96	Louis ROSSI Racing Team German FRA												
		Runs=3	Total laps=18	Full laps=13										
1	2'03.894	40.396	27.406	31.496	24.596	195.3								
2	1'49.176	29.062	25.826	30.030	24.258	195.0								
3	1'46.971	28.402	25.392	29.589	23.588	194.2								
4	1'50.246	31.056	25.873	29.734	23.583	193.8								

Fastest Lap: Sandro CORTESE Red Bull KTM Ajo GER **1'44.201** 27.389 24.810 29.124 22.878

These data/results cannot be reproduced, stored and/or transmitted in whole or in part by any manner of electronic, mechanical, photocopying, recording, broadcasting or otherwise now known or herein after developed without the previous express consent by the copyright owner, except for reproduction in daily press and regular printed publications on sale to the public within 60 days of the event related to those data/results and always provided that copyright symbol appears together as follows below.
© DORNA, 2012

Qualifying Practice

Moto3

Lap	Lap Time	T1	T2	T3	T4	Speed	Lap	Lap Time	T1	T2	T3	T4	Speed
7	1'47.127	28.011	25.680	29.923	23.513	191.8	7	1'53.603	28.226	25.599	35.787	23.991	171.9
8	1'47.490	28.280	25.547	30.302	23.361	189.9	8	1'48.924	28.643	25.765	30.573	23.943	188.0
9	1'47.057	27.827	25.410	30.384	23.436	190.3	9	1'48.207	28.346	25.868	30.278	23.715	188.8
10	1'46.558	27.787	25.564	29.936	23.271	191.4	10	1'47.709	28.252	25.673	30.245	23.539	188.7
11	1'50.924 P	27.834	25.398	30.160	27.532	190.0	11	1'49.445 P	28.257	25.754	32.807	22.627	175.9
12	5'17.623	3'52.571	28.456	32.350	24.246	184.3	12	5'07.855	3'20.017	34.221	49.034	24.583	106.6
13	1'46.804	28.192	25.422	29.858	23.332	192.4	13	1'46.865	28.161	25.331	29.969	23.404	189.5
14	1'46.332	27.991	25.284	29.855	23.202	190.8	14	1'46.524	27.925	25.418	29.959	23.222	190.8
15	1'46.286	27.944	25.204	29.914	23.224	191.6	15	1'46.590	27.753	25.452	30.100	23.285	190.3
16	2'06.521	37.207	32.774	32.826	23.714	184.3	16	1'51.439	31.377	25.692	30.942	23.428	184.1
17	1'47.553	28.476	25.517	30.201	23.359	191.2	17	1'46.779	27.921	25.316	30.217	23.325	188.0
18	1'45.926	27.759	25.144	29.798	23.225	191.4	18	2'01.661	30.724	34.300	33.147	23.490	190.8
19	1'46.447	27.896	25.294	29.772	23.485	191.0							

19th 74 Kevin CALIA Elle 2-Ciatti ITA
Runs=3 Total laps=17 Full laps=12

1	3'58.059	2'35.651	27.976	30.460	23.972	190.6
2	1'51.095	28.486	28.183	30.602	23.824	193.2
3	1'47.662	28.372	25.807	29.773	23.710	194.2
4	1'47.515	28.364	25.578	30.045	23.528	192.1
5	1'47.643	28.322	25.609	30.011	23.701	190.6
6	2'01.925 P	35.903	28.443	31.764	25.815	182.1
7	4'59.684	3'33.884	30.594	31.393	23.813	191.8
8	1'53.435	28.169	28.560	32.784	23.922	186.8
9	1'47.598	28.334	25.723	29.988	23.553	191.5
10	1'46.557	27.939	25.377	29.755	23.486	192.3
11	1'44.475 P	28.111	25.645	30.052	20.667	193.2
12	5'51.650	4'19.088	37.525	31.384	23.653	177.7
13	1'47.015	28.078	25.428	29.770	23.739	192.4
14	1'59.661	28.108	32.253	35.443	23.857	186.4
15	1'52.563	28.433	29.798	30.087	24.245	193.4
16	1'46.692	28.263	25.298	29.577	23.554	194.4
17	1'46.437	28.110	25.110	29.732	23.485	195.0

20th 89 Alan TECHER Technomag-CIP-TSR FRA
Runs=3 Total laps=18 Full laps=13

1	2'02.495	39.384	27.603	31.055	24.453	195.2
2	1'50.757	29.746	25.963	30.357	24.691	196.4
3	1'48.712	28.609	26.000	30.243	23.860	196.7
4	1'47.959	28.371	25.692	30.089	23.807	194.3
5	1'47.619	28.406	25.510	30.049	23.654	192.5
6	1'46.286 P	28.253	25.620	30.090	22.323	191.5
7	7'19.507	5'57.481	27.350	30.683	23.993	188.2
8	1'47.503	28.261	25.712	30.088	23.442	190.3
9	1'46.725	28.031	25.388	29.971	23.335	190.9
10	1'46.861	27.947	25.463	29.967	23.484	192.3
11	1'46.880	28.090	25.407	29.948	23.435	191.6
12	1'46.666 P	28.083	25.537	30.117	22.929	190.5
13	3'53.333	2'18.352	30.339	39.325	25.317	116.9
14	1'48.839	30.096	25.482	29.920	23.341	191.7
15	1'47.044	27.978	25.518	30.141	23.407	189.5
16	1'46.518	27.842	25.381	30.084	23.211	189.9
17	1'46.566	27.882	25.371	30.056	23.257	189.7
18	1'47.015	27.758	25.513	29.954	23.790	189.1

21st 8 Jack MILLER Caretta Technology AUS
Runs=3 Total laps=18 Full laps=13

1	2'54.197	1'30.696	26.762	31.887	24.852	187.4
2	1'49.990	29.156	26.070	30.663	24.101	188.7
3	1'49.097	28.730	25.851	30.482	24.034	188.4
4	1'48.901	28.491	25.831	30.433	24.146	186.8
5	1'57.705 P	31.942	29.019	33.142	23.602	178.5
6	4'51.771	3'24.982	31.876	30.904	24.009	189.7

22nd 53 Jasper IWEMA Moto FGR NED
Runs=3 Total laps=15 Full laps=10

1	1'58.382	35.242	27.135	31.324	24.681	192.3
2	1'49.411	29.000	26.088	30.169	24.154	192.9
3	1'48.753	28.599	25.837	30.344	23.973	190.5
4	1'48.028	28.370	25.663	30.157	23.838	189.5
5	1'51.088	28.387	28.540	30.474	23.687	194.2
6	1'45.883 P	28.576	25.843	29.988	21.476	194.0
7	10'14.889	8'44.876	33.457	32.639	23.917	174.6
8	1'47.963	28.353	25.759	30.083	23.768	188.9
9	1'47.918	28.165	25.892	30.173	23.688	189.3
10	1'47.881 P	28.189	25.734	30.859	23.099	188.7
11	7'01.614	5'37.889	26.029	34.052	23.644	174.9
12	1'46.589	28.067	25.419	29.695	23.408	194.2
13	1'46.851	28.062	25.435	29.717	23.637	192.7
14	1'50.422	30.640	26.416	29.974	23.392	191.8
15	1'47.575	28.273	25.611	30.118	23.573	188.6

23rd 30 Giulian PEDONE Ambrogio Next Racing SWI
Runs=2 Total laps=17 Full laps=14

1	2'01.311	38.259	27.500	31.035	24.517	193.3
2	1'49.273	28.872	25.885	30.569	23.947	193.8
3	1'48.098	28.361	25.633	30.298	23.806	193.7
4	1'47.212	28.276	25.260	30.034	23.642	192.3
5	1'48.760	28.194	26.463	30.134	23.969	189.6
6	1'47.522	28.051	25.689	30.019	23.763	193.2
7	1'47.951	28.325	25.507	30.498	23.621	190.0
8	1'47.673	28.258	25.635	30.121	23.659	189.5
9	1'55.752 P	30.719	27.780	32.493	24.760	177.9
10	8'13.857	6'42.775	28.875	36.020	26.187	145.4
11	1'47.570	28.537	25.537	29.887	23.609	190.4
12	1'46.675	27.906	25.520	29.750	23.499	191.1
13	1'46.907	27.952	25.572	29.958	23.425	189.2
14	1'47.142	28.002	25.547	30.038	23.555	189.8
15	1'47.232	27.940	25.537	30.210	23.545	189.6
16	4'47.677	3'13.266	30.966	37.100	26.345	168.2
17	1'54.874	30.886	27.954	31.864	24.170	180.0

24th 31 Niklas AJO TT Motion Events Rac FIN
Runs=3 Total laps=14 Full laps=9

1	2'10.202	48.183	26.918	30.888	24.213	195.2
2	1'48.754	29.037	25.625	30.103	23.989	196.8
3	1'47.756	28.451	25.492	29.905	23.908	197.9
4	1'47.870	28.253	25.733	30.167	23.717	197.7
5	1'48.229 P	28.614	26.124	30.719	22.772	191.2
6	6'10.240	4'48.761	26.836	30.557	24.086	192.3
7	2'29.200 P	28.150	25.605	29.997	1'05.448	193.4
8	11'42.240	10'19.273	27.010	30.914	25.043	192.7
9	1'48.882	28.844	25.816	30.316	23.906	192.2
10	1'48.042	28.371	25.623	30.121	23.927	192.4

Fastest Lap: Sandro CORTESE Red Bull KTM Ajo GER 1'44.201 27.389 24.810 29.124 22.878

These data/results cannot be reproduced, stored and/or transmitted in whole or in part by any manner of electronic, mechanical, photocopying, recording, broadcasting or otherwise now known or herein after developed without the previous express consent by the copyright owner, except for reproduction in daily press and regular printed publications on sale to the public within 60 days of the event related to those data/results and always provided that copyright symbol appears together as follows below.
© DORNA, 2012



Qualifying Practice

Moto3

Lap	Lap Time	T1	T2	T3	T4	Speed	Lap	Lap Time	T1	T2	T3	T4	Speed
11	1'47.504	28.213	25.736	29.966	23.589	193.5	28th	28	Josep RODRIGUEZ Ongetta-Centro Seta SPA				Runs=3 Total laps=19 Full laps=14
12	1'47.257	28.238	25.353	29.530	24.136	199.6							
13	1'46.678	27.994	25.166	29.796	23.722	194.7							
14	1'46.717	28.088	25.373	29.732	23.524	196.7							
25th	12	Alex MARQUEZ Ambrogio Next Racing SPA					Runs=3 Total laps=17 Full laps=12						
1	2'00.244	38.087	26.916	30.798	24.443	194.4							
2	1'49.457	29.453	25.762	30.347	23.895	194.1							
3	1'48.265	28.721	25.675	30.078	23.791	193.4							
4	1'47.650	28.440	25.549	29.902	23.759	193.2							
5	1'47.993	28.302	25.734	30.082	23.875	192.4							
6	1'47.887	28.334	25.718	30.305	23.530	195.7							
7	1'46.128 P	28.586	25.770	30.449	21.323	194.0							
8	7'48.462	6'27.767	26.552	30.236	23.907	190.9							
9	1'46.845	28.197	25.302	29.617	23.729	194.1							
10	1'47.196	28.355	25.436	29.833	23.572	193.3							
11	1'49.628	28.444	27.247	30.135	23.802	196.8							
12	1'46.338 P	28.744	25.891	30.486	21.217	191.3							
13	5'22.230	4'02.196	26.140	30.207	23.687	193.6							
14	1'46.863	28.206	25.452	29.819	23.386	193.0							
15	1'46.801	28.256	25.391	29.753	23.401	193.1							
16	1'46.935	28.285	25.414	29.766	23.470	192.4							
17	1'56.848	32.699	28.349	31.684	24.116	175.8							
26th	99	Danny WEBB Mahindra Racing GBR					Runs=3 Total laps=15 Full laps=10						
1	2'06.408	41.543	27.052	32.196	25.617	186.3							
2	1'49.766	28.960	25.858	30.439	24.509	193.1							
3	1'48.489	28.598	25.803	30.391	23.697	191.7							
4	1'48.411	28.929	25.710	30.275	23.497	190.6							
5	2'03.472	34.090	29.539	32.883	26.960	182.7							
6	1'53.200 P	28.910	26.426	32.956	24.908	188.1							
7	9'06.712	7'46.010	26.602	30.495	23.605	192.7							
8	1'47.761	28.278	25.502	30.485	23.496	190.4							
9	1'47.526	28.262	25.662	30.157	23.445	190.2							
10	1'48.167	28.234	25.757	30.370	23.806	190.8							
11	1'47.387 P	28.669	25.965	30.481	22.272	191.8							
12	7'18.984	5'50.434	32.265	32.618	23.667	185.2							
13	1'48.014	28.649	25.705	30.280	23.380	189.7							
14	1'47.143	28.546	25.392	29.952	23.253	191.0							
15	1'47.410	28.007	25.409	30.126	23.868	189.2							
27th	3	Luigi MORCIANO Ioda Team Italia ITA					Runs=3 Total laps=16 Full laps=11						
1	2'00.716	37.420	27.398	31.151	24.747	186.5							
2	1'49.397	29.104	26.019	30.487	23.787	188.4							
3	1'48.344	28.474	25.841	30.281	23.748	189.2							
4	1'48.061	28.271	25.772	30.355	23.663	188.1							
5	1'48.415	28.274	26.046	30.185	23.910	188.8							
6	1'47.735	28.243	25.618	30.199	23.675	187.5							
7	1'48.082	28.351	25.748	30.221	23.762	186.5							
8	1'45.805 P	28.125	25.822	30.460	21.398	184.2							
9	8'42.720	7'11.804	29.301	35.212	26.403	140.0							
10	1'48.747	28.818	26.016	30.244	23.669	185.9							
11	1'56.624 P	28.180	33.471	33.084	21.889	173.0							
12	6'04.968	4'42.799	27.190	31.134	23.845	182.9							
13	1'52.950	28.351	26.221	33.474	24.904	144.0							
14	1'53.272	28.851	28.332	32.058	24.031	182.5							
15	1'48.467	28.100	26.301	30.510	23.556	183.3							
16	1'49.213	28.216	26.228	30.659	24.110	180.7							
30th	80	Armando PONTONE IodaRacing Project ITA					Runs=2 Total laps=19 Full laps=16						
1	2'02.234	38.166	27.900	31.506	24.662	191.4							
2	1'52.232	29.855	26.607	31.306	24.464	192.4							
3	1'52.990	29.207	28.850	30.692	24.241	191.9							
4	1'49.909	29.071	25.980	30.566	24.292	190.8							
5	1'50.025	28.912	26.541	30.525	24.047	188.7							
6	1'48.730	28.550	25.750	30.453	23.977	188.8							
7	1'49.096	29.109	25.721	30.451	23.815	188.6							
8	1'48.424	28.243	25.698	30.591	23.892	186.4							
9	1'47.874 P	28.503	25.870	31.066	22.435	184.6							
10	7'13.597	5'51.807	26.873	30.859	24.058	188.4							
11	1'57.158	30.153	32.392	30.748	23.865	186.9							
12	1'48.356	28.393	25.700	30.480	23.783	187.0							
13	1'48.146	28.377	25.548	30.643	23.578	188.4							
14	1'48.247	28.309	25.556	30.670	23.712	186.4							
15	1'49.014	29.404	25.540	30.566	23.504	187.9							
16	1'57.942	28.628	29.492	31.319	28.503	186.6							
17	2'08.218	34.859	32.882	31.196	29.281	185.3							
18	1'48.685	28.849	25.679	30.526	23.631	188.6							
19	1'48.205	28.493	25.509	30.285	23.918	188.7							
Fastest Lap: Sandro CORTESE Red Bull KTM Ajo GER 1'44.201 27.389 24.810 29.124 22.878													

These data/results cannot be reproduced, stored and/or transmitted in whole or in part by any manner of electronic, mechanical, photocopying, recording, broadcasting or otherwise now known or herein after developed without the previous express consent by the copyright owner, except for reproduction in daily press and regular printed publications on sale to the public within 60 days of the event related to those data/results and always provided that copyright symbol appears together as follows below.
© DORNA, 2012



Qualifying Practice

Moto3

Lap	Lap Time	T1	T2	T3	T4	Speed	Lap	Lap Time	T1	T2	T3	T4	Speed	
31st	71	Michael Ruben RIN Caretta Technology ITA						1	2'01.674	37.606	27.744	31.315	25.009	194.0
		Runs=3 Total laps=16 Full laps=11						2	1'51.149	29.428	26.419	30.683	24.619	195.4
1	2'31.940	1'05.958	28.459	32.093	25.430	189.3	3	1'51.281	29.818	26.555	30.549	24.359	194.5	
2	1'52.184	29.975	26.767	30.941	24.501	189.7	4	1'51.293	29.299	26.548	31.377	24.069	188.8	
3	1'50.739	29.195	26.473	30.650	24.421	189.7	5	1'49.534 P	29.343	26.352	31.172	22.667	195.3	
4	1'50.118	28.861	26.342	30.629	24.286	189.4	6	4'42.147	3'19.303	27.276	31.164	24.404	190.3	
5	1'51.271 P	29.462	27.298	31.800	22.711	185.5	7	1'50.578	29.284	26.251	30.886	24.157	189.8	
6	6'03.884	4'34.598	29.859	34.611	24.816	175.6	8	1'49.775	28.965	26.135	30.524	24.151	189.6	
7	1'50.393	28.944	26.281	30.967	24.201	186.5	9	1'50.628	29.075	26.384	30.823	24.346	191.2	
8	1'49.347	28.515	26.091	30.649	24.092	185.9	10	1'50.713	29.088	26.313	30.504	24.808	191.0	
9	1'52.624 P	29.846	27.561	32.633	22.584	171.5	11	1'49.278	29.004	26.171	30.187	23.916	194.7	
10	8'12.175	6'48.089	28.060	31.054	24.972	192.6	12	1'49.253	28.746	25.963	30.321	24.223	192.9	
11	1'51.562	29.153	26.062	30.543	25.804	193.5	13	1'48.672	28.520	25.933	30.287	23.932	193.3	
12	1'48.994	28.581	26.096	30.273	24.044	189.8	14	1'48.655 P	29.320	26.337	30.767	22.231	192.5	
13	2'01.026	32.693	27.815	35.593	24.925	138.6	15	4'25.731	3'02.843	26.750	32.067	24.071	181.8	
14	1'48.327	28.615	25.855	29.907	23.950	193.7	16	1'49.180	28.710	26.074	30.424	23.972	194.0	
15	1'51.013	30.674	26.106	30.377	23.856	190.5	17	1'48.916	28.576	25.964	30.496	23.880	191.2	
16	1'48.184	28.545	25.746	30.156	23.737	190.7	18	1'50.686	29.331	26.271	30.722	24.362	190.5	
							19	1'50.904	30.440	26.112	30.658	23.694	193.0	

32nd 9 Toni FINSTERBUSC Racing Team German GER

Lap	Lap Time	T1	T2	T3	T4	Speed
		Runs=3 Total laps=18 Full laps=13				
1	2'03.363	38.574	28.118	31.703	24.968	193.5
2	1'52.633	30.306	26.273	31.050	25.004	193.6
3	1'51.242	29.948	26.185	30.860	24.249	192.6
4	1'49.440	29.106	25.761	30.421	24.152	193.0
5	1'49.313	29.091	25.777	30.455	23.990	196.9
6	1'49.688	28.960	25.848	30.670	24.210	193.8
7	1'50.974 P	29.782	26.640	31.148	23.404	188.5
8	7'24.723	5'53.232	26.998	39.687	24.806	121.6
9	1'49.918	29.002	26.197	30.458	24.261	190.8
10	1'49.420	29.074	26.078	30.375	23.893	189.2
11	1'49.005	28.610	25.923	30.407	24.065	189.3
12	1'49.705	29.275	25.656	30.602	24.172	194.2
13	1'55.296	29.011	28.393	32.427	25.465	173.5
14	1'49.477	29.336	25.841	30.249	24.051	189.6
15	1'45.541 P	28.534	25.911	30.278	20.818	189.5
16	4'10.809	2'44.576	29.207	32.578	24.448	176.1
17	1'48.312	28.573	25.673	30.331	23.735	189.6
18	1'48.466	28.477	25.802	30.180	24.007	190.0

33rd 95 Miroslav POPOV Mahindra Racing CZE

Lap	Lap Time	T1	T2	T3	T4	Speed
		Runs=3 Total laps=17 Full laps=12				
1	1'58.356	35.392	27.196	31.190	24.578	189.5
2	1'50.304	29.420	25.956	30.823	24.105	186.8
3	1'51.737	28.999	27.702	30.937	24.099	187.8
4	1'49.307 P	28.953	26.016	30.668	23.670	189.0
5	7'14.643	5'52.986	26.462	30.904	24.291	185.8
6	1'50.122	29.257	26.042	30.522	24.301	185.8
7	1'49.208	28.690	26.094	30.591	23.833	187.0
8	1'48.347	28.607	25.684	30.269	23.787	188.4
9	1'49.326	28.798	25.829	30.450	24.249	186.8
10	1'49.666	28.878	26.187	30.608	23.993	186.1
11	1'48.426	28.708	25.698	30.241	23.779	188.8
12	1'48.882	28.537	25.768	30.664	23.913	186.4
13	1'49.924 P	29.102	26.568	31.511	22.743	184.7
14	6'23.058	5'01.971	26.442	30.815	23.830	185.9
15	1'48.796	28.904	25.763	30.418	23.711	186.2
16	1'48.410	28.410	25.708	30.439	23.853	186.0
17	1'48.391	28.443	25.786	30.398	23.764	185.1

34th 51 Kenta FUJII Technomag-CIP-TSR JPN

Lap	Lap Time	T1	T2	T3	T4	Speed
		Runs=3 Total laps=19 Full laps=14				

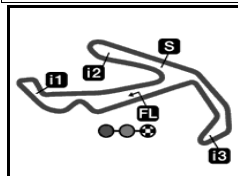
Fastest Lap:	Sandro CORTESE	Red Bull KTM Ajo	GER	1'44.201	27.389	24.810	29.124	22.878
---------------------	----------------	------------------	-----	-----------------	--------	--------	--------	--------

These data/results cannot be reproduced, stored and/or transmitted in whole or in part by any manner of electronic, mechanical, photocopying, recording, broadcasting or otherwise now known or herein after developed without the previous express consent by the copyright owner, except for reproduction in daily press and regular printed publications on sale to the public within 60 days of the event related to those data/results and always provided that copyright symbol appears together as follows below.

© DORNA, 2012

Official MotoGP Timing by TISSOT
www.motogp.com





4226 m.

GP APEROL DI SAN MARINO E RIVIERA DI RIMINI**Provisional Starting Grid**

Race : 23 laps = 97.198 km



1	1 1'44.201 11 Sandro CORTESE KTM	2 1'44.571 5 Romano FENATI FTR Honda	3 1'44.590 27 Niccolò ANTONELLI FTR Honda
2	4 1'44.843 52 Danny KENT KTM	5 1'44.857 39 Luis SALOM Kalex KTM	6 1'44.877 94 Jonas FOLGER Kalex KTM
3	7 1'44.909 19 Alessandro TONUCCI FTR Honda	8 1'45.078 63 Zulfahmi KHAIRUDDIN KTM	9 1'45.116 44 Miguel OLIVEIRA Suter Honda
4	10 1'45.142 61 Arthur SISSIS KTM	11 1'45.230 25 Maverick VIÑALES FTR Honda	12 1'45.259 96 Louis ROSSI FTR Honda
5	13 1'45.260 55 Hector FAUBEL Kalex KTM	14 1'45.289 41 Brad BINDER Kalex KTM	15 1'45.332 7 Efen VAZQUEZ FTR Honda
6	16 1'45.332 23 Alberto MONCAYO FTR Honda	17 1'45.333 42 Alex RINS Suter Honda	18 1'45.926 84 Jakub KORNFEIL FTR Honda
7	19 1'46.437 74 Kevin CALIA Honda	20 1'46.518 89 Alan TECHER TSR Honda	21 1'46.524 8 Jack MILLER Honda

The results are provisional until the end of the limit for protest and appeals and until the ratification of the Event Management Committee.

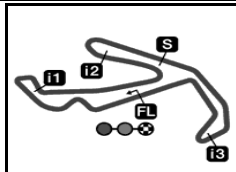
Time limit for protest expires 60' at the latest after publication of the results - Mr. Time:

These data/results cannot be reproduced, stored and/or transmitted in whole or in part by any manner of electronic, mechanical, photocopying, recording, broadcasting or otherwise now known or herein after developed without the previous express consent of the copyright owner, except for reproduction in daily press and regular printed publications on sale to the public within 60 days of the event related to those data/results and always provided that copyright symbol appears together as follows below.

© DORNA, 2012

Official MotoGP Timing by **TISSOT**
www.motogp.com





4226 m.

GP APEROL DI SAN MARINO E RIVIERA DI RIMINI**Provisional Starting Grid**

Race : 23 laps = 97.198 km

8

22

1'46.589

53 Jasper IWEMA
FGR Honda**23**

1'46.675

30 Giulian PEDONE
Suter Honda**24**

1'46.678

31 Niklas AJO
KTM

9

25

1'46.801

12 Alex MARQUEZ
Suter Honda**26**

1'47.143

99 Danny WEBB
Mahindra**27**

1'47.735

3 Luigi MORCIANO
Ioda

10

28

1'47.995

28 Josep RODRIGUEZ
FTR Honda**29**

1'48.109

33 Stefano VALTULINI
Honda**30**

1'48.146

80 Armando PONTONE
Ioda

11

31

1'48.184

71 Michael Ruben RINALDI
Honda**32**

1'48.312

9 Toni FINSTERBUSCH
Honda**33**

1'48.347

95 Miroslav POPOV
Mahindra

12

34

1'48.672

51 Kenta FUJII
TSR Honda**35****26 Adrian MARTIN**
FTR Honda

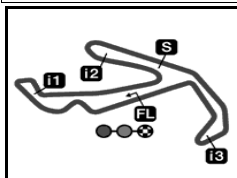
The results are provisional until the end of the limit for protest and appeals and until the ratification of the Event Management Committee.

Time limit for protest expires 60' at the latest after publication of the results - Mr. Time:

These data/results cannot be reproduced, stored and/or transmitted in whole or in part by any manner of electronic, mechanical, photocopying, recording, broadcasting or otherwise now known or herein after developed without the previous express consent of the copyright owner, except for reproduction in daily press and regular printed publications on sale to the public within 60 days of the event related to those data/results and always provided that copyright symbol appears together as follows below.

© DORNA, 2012

Official MotoGP Timing by **TISSOT**
www.motogp.com



4226 m.

GP APEROL DI SAN MARINO E RIVIERA DI RIMINI*After the Qualifying Practice*
Event Best Maximum Speed

<i>Rider</i>	<i>Nation Team</i>	<i>Motorcycle</i>	<i>Km/h</i>	
63 Zulfahmi KHAIRUDDIN	MAL AirAsia-Sic-Ajo	KTM	201.3	Qualifying Practice
61 Arthur SISSIS	AUS Red Bull KTM Ajo	KTM	200.1	Qualifying Practice
28 Josep RODRIGUEZ	SPA Ongetta-Centro Seta	FTR HONDA	200.0	Qualifying Practice
52 Danny KENT	GBR Red Bull KTM Ajo	KTM	199.8	Qualifying Practice
11 Sandro CORTESE	GER Red Bull KTM Ajo	KTM	199.7	Qualifying Practice
31 Niklas AJO	FIN TT Motion Events Racing	KTM	199.6	Qualifying Practice
39 Luis SALOM	SPA RW Racing GP	KALEX KTM	199.4	Qualifying Practice
27 Niccolò ANTONELLI	ITA San Carlo Gresini Moto3	FTR HONDA	199.2	Qualifying Practice
41 Brad BINDER	RSA RW Racing GP	KALEX KTM	199.0	Qualifying Practice
23 Alberto MONCAYO	SPA Andalucia JHK t-shirt Laglisse	FTR HONDA	197.9	Qualifying Practice
7 Efren VAZQUEZ	SPA JHK t-shirt Laglisse	FTR HONDA	197.7	Qualifying Practice
44 Miguel OLIVEIRA	POR Estrella Galicia 0,0	SUTER HONDA	197.4	Qualifying Practice
94 Jonas FOLGER	GER Mapfre Aspar Team Moto3	KALEX KTM	197.4	Free Practice Nr. 3
9 Toni FINSTERBUSCH	GER Racing Team Germany	HONDA	196.9	Qualifying Practice
5 Romano FENATI	ITA Team Italia FMI	FTR HONDA	196.8	Qualifying Practice
12 Alex MARQUEZ	SPA Ambrogio Next Racing	SUTER HONDA	196.8	Qualifying Practice
89 Alan TECHER	FRA Technomag-CIP-TSR	TSR HONDA	196.8	Free Practice Nr. 3
84 Jakub KORNFEIL	CZE Redox-Ongetta-Centro Seta	FTR HONDA	196.7	Qualifying Practice
19 Alessandro TONUCCI	ITA Team Italia FMI	FTR HONDA	196.6	Qualifying Practice
55 Hector FAUBEL	SPA Mapfre Aspar Team Moto3	KALEX KTM	196.3	Free Practice Nr. 3
25 Maverick VIÑALES	SPA Blusens Avintia	FTR HONDA	196.1	Qualifying Practice
53 Jasper IWEMA	NED Moto FGR	FGR HONDA	195.4	Free Practice Nr. 3
96 Louis ROSSI	FRA Racing Team Germany	FTR HONDA	195.4	Free Practice Nr. 3
51 Kenta FUJII	JPN Technomag-CIP-TSR	TSR HONDA	195.4	Qualifying Practice
74 Kevin CALIA	ITA Elle 2-Ciatti	HONDA	195.0	Qualifying Practice
42 Alex RINS	SPA Estrella Galicia 0,0	SUTER HONDA	194.6	Qualifying Practice
30 Giulian PEDONE	SWI Ambrogio Next Racing	SUTER HONDA	193.8	Qualifying Practice
71 Michael Ruben RINALDI	ITA Caretta Technology	HONDA	193.7	Qualifying Practice
99 Danny WEBB	GBR Mahindra Racing	MAHINDRA	193.1	Qualifying Practice
80 Armando PONTONE	ITA IodaRacing Project	IODA	192.4	Qualifying Practice
33 Stefano VALTULINI	ITA Team Imperiali Racing	HONDA	191.9	Qualifying Practice
8 Jack MILLER	AUS Caretta Technology	HONDA	191.0	Free Practice Nr. 2
95 Miroslav POPOV	CZE Mahindra Racing	MAHINDRA	189.5	Qualifying Practice
3 Luigi MORCIANO	ITA Ioda Team Italia	IODA	189.2	Qualifying Practice
26 Adrian MARTIN	SPA JHK t-shirt Laglisse	FTR HONDA	189.1	Free Practice Nr. 3

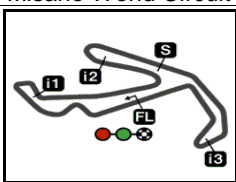
These data/results cannot be reproduced, stored and/or transmitted in whole or in part by any manner of electronic, mechanical, photocopying, recording, broadcasting or otherwise now known or herein after developed without the previous express consent by the copyright owner, except for reproduction in daily press and regular printed publications on sale to the public within 60 days of the event related to those data/results and always provided that copyright symbol appears together as follows below.

© DORNA, 2012

Official MotoGP Timing by **TISSOT**
www.motogp.com



Misano Adriatico, Saturday, September 15, 2012



4226 m.

GP APEROL DI SAN MARINO E RIVIERA DI RIMINI**Qualifying Practice****Best Partial Times***IT* Ideal Lap Time, sum of the best partial times*BT* Best Lap Time

<i>T1</i>		<i>T2</i>		<i>T3</i>		<i>T4</i>				<i>IT</i>	<i>BT</i>	
<i>Pos</i>	<i>Rider</i>	<i>Time</i>	<i>Rider</i>	<i>Time</i>	<i>Rider</i>	<i>Time</i>	<i>Rider</i>	<i>Time</i>	<i>Pos</i>	<i>Rider</i>	<i>IT</i>	<i>BT</i>
1	S.CORTESE	27.246	Z.KHAIRUDDIN	24.718	L.SALOM	29.027	R.FENATI	22.836	1	S.CORTESE	1'44.058	1'44.201 (1)
2	A.TONUCCI	27.458	N.ANTONELLI	24.771	N.ANTONELLI	29.120	S.CORTESE	22.878	2	N.ANTONELLI	1'44.294	1'44.590 (3)
3	R.FENATI	27.476	S.CORTESE	24.810	A.SISSIS	29.122	N.ANTONELLI	22.879	3	L.SALOM	1'44.448	1'44.857 (5)
4	H.FAUBEL	27.494	L.SALOM	24.824	S.CORTESE	29.124	A.RINS	22.914	4	R.FENATI	1'44.461	1'44.571 (2)
5	M.VIÑALES	27.505	H.FAUBEL	24.883	D.KENT	29.157	M.OLIVEIRA	22.925	5	J.FOLGER	1'44.707	1'44.877 (6)
6	J.FOLGER	27.515	J.FOLGER	24.906	A.TONUCCI	29.220	E.VAZQUEZ	22.931	6	A.TONUCCI	1'44.753	1'44.909 (7)
7	D.KENT	27.517	R.FENATI	24.914	R.FENATI	29.235	M.VIÑALES	22.933	7	D.KENT	1'44.760	1'44.843 (4)
8	N.ANTONELLI	27.524	M.OLIVEIRA	24.921	L.ROSSI	29.250	A.TONUCCI	22.971	8	M.VIÑALES	1'44.826	1'45.230 (11)
9	M.OLIVEIRA	27.534	A.SISSIS	24.928	Z.KHAIRUDDIN	29.272	J.FOLGER	22.989	9	Z.KHAIRUDDIN	1'44.868	1'45.078 (8)
10	L.ROSSI	27.559	B.BINDER	24.966	J.FOLGER	29.297	L.SALOM	23.027	10	A.SISSIS	1'44.912	1'45.142 (10)
11	L.SALOM	27.570	A.RINS	24.980	M.VIÑALES	29.356	D.KENT	23.072	11	M.OLIVEIRA	1'44.948	1'45.116 (9)
12	E.VAZQUEZ	27.572	E.VAZQUEZ	25.007	A.MONCAYO	29.374	B.BINDER	23.109	12	E.VAZQUEZ	1'44.983	1'45.332 (15)
13	B.BINDER	27.592	D.KENT	25.014	E.VAZQUEZ	29.473	Z.KHAIRUDDIN	23.116	13	L.ROSSI	1'45.020	1'45.259 (12)
14	A.RINS	27.639	M.VIÑALES	25.032	N.AJO	29.530	A.MONCAYO	23.128	14	H.FAUBEL	1'45.102	1'45.260 (13)
15	A.SISSIS	27.700	L.ROSSI	25.076	H.FAUBEL	29.549	L.ROSSI	23.135	15	A.RINS	1'45.129	1'45.333 (17)
16	A.MONCAYO	27.719	A.TONUCCI	25.104	M.OLIVEIRA	29.568	A.SISSIS	23.162	16	B.BINDER	1'45.242	1'45.289 (14)
17	J.MILLER	27.753	K.CALIA	25.110	B.BINDER	29.575	H.FAUBEL	23.176	17	A.MONCAYO	1'45.332	1'45.332 (16)
18	A.TECHER	27.758	A.MONCAYO	25.111	K.CALIA	29.577	J.KORNFEIL	23.202	18	J.KORNFEIL	1'45.877	1'45.926 (18)
19	J.KORNFEIL	27.759	J.KORNFEIL	25.144	A.RINS	29.596	A.TECHER	23.211	19	K.CALIA	1'46.111	1'46.437 (19)
20	Z.KHAIRUDDIN	27.762	N.AJO	25.166	A.MARQUEZ	29.617	J.MILLER	23.222	20	N.AJO	1'46.214	1'46.678 (24)
21	G.PEDONE	27.906	G.PEDONE	25.260	J.IWEMA	29.695	D.WEBB	23.253	21	J.MILLER	1'46.250	1'46.524 (21)
22	K.CALIA	27.939	A.MARQUEZ	25.302	G.PEDONE	29.750	A.MARQUEZ	23.386	22	A.TECHER	1'46.260	1'46.518 (20)
23	N.AJO	27.994	J.MILLER	25.316	J.KORNFEIL	29.772	J.IWEMA	23.392	23	G.PEDONE	1'46.341	1'46.675 (23)
24	D.WEBB	28.007	A.TECHER	25.371	M.RINALDI	29.907	G.PEDONE	23.425	24	A.MARQUEZ	1'46.502	1'46.801 (25)

These data/results cannot be reproduced, stored and/or transmitted in whole or in part by any manner of electronic, mechanical, photocopying, recording, broadcasting or otherwise now known or herein after developed without the previous express consent by the copyright owner, except for reproduction in daily press and regular printed publications on sale to the public within 60 days of the event related to those data/results and always provided that copyright symbol appears together as follows below.
© DORNA, 2012



Misano World Circuit

Computerised results and timing service provided by **TISSOT****Moto3**

4226 m.

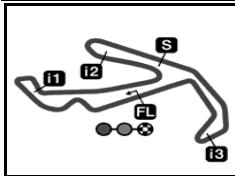
GP APEROL DI SAN MARINO E RIVIERA DI RIMINI**Qualifying Practice****Best Partial Times***IT* Ideal Lap Time, sum of the best partial times*BT* Best Lap Time

T1			T2			T3			T4				
<i>Pos</i>	<i>Rider</i>	<i>Time</i>	<i>Rider</i>	<i>Time</i>	<i>Rider</i>	<i>Time</i>	<i>Rider</i>	<i>Time</i>	<i>Pos</i>	<i>Rider</i>	<i>IT</i>	<i>BT</i>	
25	J.IWEMA	28.062	D.WEBB	25.392	A.TECHER	29.920	K.CALIA	23.485	25	J.IWEMA	1'46.568	1'46.589 (22)	
26	L.MORCIANO	28.100	J.IWEMA	25.419	D.WEBB	29.952	A.PONTONE	23.504	26	D.WEBB	1'46.604	1'47.143 (26)	
27	A.MARQUEZ	28.197	J.RODRIGUEZ	25.429	J.MILLER	29.959	N.AJO	23.524	27	L.MORCIANO	1'47.459	1'47.735 (27)	
28	A.PONTONE	28.243	A.PONTONE	25.509	S.VALTULINI	30.127	L.MORCIANO	23.556	28	A.PONTONE	1'47.541	1'48.146 (30)	
29	S.VALTULINI	28.289	L.MORCIANO	25.618	T.FINSTERBUSC	30.180	J.RODRIGUEZ	23.647	29	M.RINALDI	1'47.905	1'48.184 (31)	
30	M.POPOV	28.410	T.FINSTERBUSC	25.656	L.MORCIANO	30.185	S.VALTULINI	23.680	30	S.VALTULINI	1'47.925	1'48.109 (29)	
31	T.FINSTERBUSC	28.477	M.POPOV	25.684	K.FUJII	30.187	K.FUJII	23.694	31	J.RODRIGUEZ	1'47.957	1'47.995 (28)	
32	M.RINALDI	28.515	M.RINALDI	25.746	M.POPOV	30.241	M.POPOV	23.711	32	M.POPOV	1'48.046	1'48.347 (33)	
33	K.FUJII	28.520	S.VALTULINI	25.829	J.RODRIGUEZ	30.253	T.FINSTERBUSC	23.735	33	T.FINSTERBU	1'48.048	1'48.312 (32)	
34	J.RODRIGUEZ	28.628	K.FUJII	25.933	A.PONTONE	30.285	M.RINALDI	23.737	34	K.FUJII	1'48.334	1'48.672 (34)	

These data/results cannot be reproduced, stored and/or transmitted in whole or in part by any manner of electronic, mechanical, photocopying, recording, broadcasting or otherwise now known or herein after developed without the previous express consent by the copyright owner, except for reproduction in daily press and regular printed publications on sale to the public within 60 days of the event related to those data/results and always provided that copyright symbol appears together as follows below.
© DORNA, 2012


Official MotoGP Timing by **TISSOT**
www.motogp.com





4226 m.

GP APEROL DI SAN MARINO E RIVIERA DI RIMINI
Qualifying Practice
Fastest Laps Sequence

<i>Practice Time</i>	 <i>Rider</i>	<i>Nation</i>	<i>Motorcycle</i>	<i>Time</i>	<i>Km/h</i>	<i>Rider's Lap</i>
3'42.788	94 Jonas FOLGER	GER	KALEX KTM	1'47.124	142.018	2
4'02.060	52 Danny KENT	GBR	KTM	1'46.937	142.266	2
4'25.915	5 Romano FENATI	ITA	FTR HONDA	1'46.925	142.282	2
5'29.403	94 Jonas FOLGER	GER	KALEX KTM	1'46.615	142.696	3
5'47.424	7 Efren VAZQUEZ	SPA	FTR HONDA	1'46.565	142.763	3
5'48.303	52 Danny KENT	GBR	KTM	1'46.243	143.196	3
7'19.148	42 Alex RINS	SPA	SUTER HONDA	1'46.023	143.493	4
9'04.784	55 Hector FAUBEL	SPA	KALEX KTM	1'45.972	143.562	5
9'04.848	42 Alex RINS	SPA	SUTER HONDA	1'45.700	143.931	5
20'50.707	5 Romano FENATI	ITA	FTR HONDA	1'45.296	144.484	9
21'57.241	63 Zulfahmi KHAIRUDDIN	MAL	KTM	1'45.227	144.578	9
22'35.823	5 Romano FENATI	ITA	FTR HONDA	1'45.116	144.731	10
23'42.319	63 Zulfahmi KHAIRUDDIN	MAL	KTM	1'45.078	144.783	10
27'07.985	39 Luis SALOM	SPA	KALEX KTM	1'45.013	144.873	13
34'07.748	19 Alessandro TONUCCI	ITA	FTR HONDA	1'44.909	145.017	15
34'08.611	11 Sandro CORTESE	GER	KTM	1'44.599	145.446	13
35'52.812	11 Sandro CORTESE	GER	KTM	1'44.201	146.002	14

These data/results cannot be reproduced, stored and/or transmitted in whole or in part by any manner of electronic, mechanical, photocopying, recording, broadcasting or otherwise now known or herein after developed without the previous express consent by the copyright owner, except for reproduction in daily press and regular printed publications on sale to the public within 60 days of the event related to those data/results and always provided that copyright symbol appears together as follows below.

© DORNA, 2012

