


Computerised results and timing service provided by **TISSOT**

Moto3

MONSTER ENERGY GRAND PRIX DE FRANCE

**Qualifying Practice
Classification**

10

	<i>Rider</i>	<i>Nation</i>	<i>Team</i>	<i>Motorcycle</i>	<i>Time</i>	<i>Lap</i>	<i>Total</i>	<i>Gap</i>	<i>Top Speed</i>
1	25 Maverick VIÑALES	SPA	Blusens Avintia	FTR HONDA	1'55.865	17	18		201.6
2	7 Efren VAZQUEZ	SPA	JHK T-Shirt Laglisse	FTR HONDA	1'56.847	16	16	0.982	0.982
3	44 Miguel OLIVEIRA	POR	Estrella Galicia 0,0	SUTER HONDA	1'57.114	8	9	1.249	0.267
4	84 Jakub KORNFEIL	CZE	Redox-Ongetta-Centro Seta	FTR HONDA	1'57.392	18	18	1.527	0.278
5	10 Alexis MASBOU	FRA	Caretta Technology	HONDA	1'57.673	17	17	1.808	0.281
6	11 Sandro CORTESE	GER	Red Bull KTM Ajo	KTM	1'57.801	10	10	1.936	0.128
7	23 Alberto MONCAYO	SPA	Bankia Aspar Team	KALEX KTM	1'57.846	18	18	1.981	0.045
8	55 Hector FAUBEL	SPA	Bankia Aspar Team	KALEX KTM	1'57.899	17	17	2.034	0.053
9	39 Luis SALOM	SPA	RW Racing GP	KALEX KTM	1'58.000	16	17	2.135	0.101
10	63 Zulfahmi KHAIRUDDIN	MAL	AirAsia-Sic-Ajo	KTM	1'58.133	16	16	2.268	0.133
11	94 Jonas FOLGER	GER	IodaRacing Project	IODA	1'58.304	20	20	2.439	0.171
12	26 Adrian MARTIN	SPA	JHK T-Shirt Laglisse	FTR HONDA	1'58.315	10	10	2.450	0.011
13	31 Niklas AJO	FIN	TT Motion Events Racing	KTM	1'58.563	17	18	2.698	0.248
14	61 Arthur SISIS	AUS	Red Bull KTM Ajo	KTM	1'58.570	18	18	2.705	0.007
15	96 Louis ROSSI	FRA	Racing Team Germany	FTR HONDA	1'58.576	10	17	2.711	0.006
16	41 Brad BINDER	RSA	RW Racing GP	KALEX KTM	1'58.590	14	14	2.725	0.014
17	52 Danny KENT	GBR	Red Bull KTM Ajo	KTM	1'58.673	15	17	2.808	0.083
18	89 Alan TECHER	FRA	Technomag-CIP-TSR	TSR HONDA	1'58.679	17	17	2.814	0.006
19	30 Giulian PEDONE	SWI	Ambrogio Next Racing	SUTER HONDA	1'58.932	17	17	3.067	0.253
20	32 Isaac VIÑALES	SPA	Ongetta-Centro Seta	FTR HONDA	1'58.938	15	15	3.073	0.006
21	5 Romano FENATI	ITA	Team Italia FMI	FTR HONDA	1'58.978	17	17	3.113	0.040
22	8 Jack MILLER	AUS	Caretta Technology	HONDA	1'59.233	12	12	3.368	0.255
23	19 Alessandro TONUCCI	ITA	Team Italia FMI	FTR HONDA	1'59.251	16	18	3.386	0.018
24	15 Simone GROTZKYJ	ITA	Ambrogio Next Racing	SUTER HONDA	1'59.335	11	11	3.470	0.084
25	53 Jasper IWEMA	NED	Moto FGR	FGR HONDA	1'59.539	17	17	3.674	0.204
26	42 Alex RINS	SPA	Estrella Galicia 0,0	SUTER HONDA	1'59.888	5	5	4.023	0.349
27	27 Niccolò ANTONELLI	ITA	San Carlo Gresini Moto3	FTR HONDA	2'00.129	12	12	4.264	0.241
28	51 Kenta FUJII	JPN	Technomag-CIP-TSR	TSR HONDA	2'00.903	13	13	5.038	0.774
29	21 Ivan MORENO	SPA	Andalucia JHK Laglisse	FTR HONDA	2'02.379	4	5	6.514	1.476
30	9 Toni FINSTERBUSCH	GER	Cresto Guide MZ Racing	HONDA	2'03.240	9	9	7.375	0.861
31	86 Kevin HANUS	GER	Thomas Sabo GP Team	HONDA	2'03.626	7	7	7.761	0.386
Not qualified (Out 107%)					2'03.975				
*	99 Danny WEBB	GBR	Mahindra Racing	MAHINDRA	2'04.144	3	3	8.279	0.518
*	77 Marcel SCHROTTER	GER	Mahindra Racing	MAHINDRA	2'05.206	6	8	9.341	1.062
*	3 Luigi MORCIANO	ITA	Ioda Team Italia	IODA	2'05.565	7	7	9.700	0.359

Practice condition Dry

Air: 13°
Humidity: 83%
Ground: 15°

Fastest Lap:	Lap: 17	Maverick VIÑALES	1'55.865	130.03 Km/h
Circuit Record Lap:		New category		
Circuit Best Lap:	2012	Maverick VIÑALES	1'44.141	144.669 Km/h

* **Have qualified for the race having achieved a time within 107 % of the fastest rider in a free practice session.**

The results are provisional until the end of the limit for protest and appeals.

Time limit for protest expires 60' after publication of the results - Mr. Time:

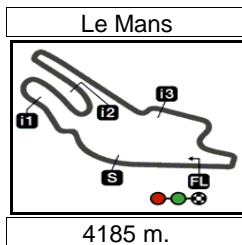
These data/results cannot be reproduced, stored and/or transmitted in whole or in part by any manner of electronic, mechanical, photocopying, recording, broadcasting or otherwise now known or herein after developed without the previous express consent by the copyright owner, except for reproduction in daily press and regular printed publications on sale to the public within 60 days of the event related to those data/results and always provided that copyright symbol appears together as follows below.

© DORNA, 2012

Official MotoGP Timing by **TISSOT**
www.motogp.com



Le Mans, Saturday, May 19, 2012



Computerised results and timing service provided by **TISSOT**

Moto3

MONSTER ENERGY GRAND PRIX DE FRANCE

Qualifying Practice

Top Speed & Average

11



Rider	Nation	Motorcycle	Top 5 speeds					Average	Top
63 Zulfahmi KHAIRUDDIN	MAL	KTM	203.0	201.9	201.7	201.2	200.7	201.7	203.0
31 Niklas AJO	FIN	KTM	202.7	201.2	200.4	200.0	199.6	200.8	202.7
25 Maverick VIÑALES	SPA	FTR HONDA	201.6	199.5	198.8	198.1	197.8	199.2	201.6
41 Brad BINDER	RSA	KALEX KTM	200.7	199.1	198.6	198.0	197.8	198.8	200.7
5 Romano FENATI	ITA	FTR HONDA	200.6	199.6	199.4	199.3	199.2	199.6	200.6
61 Arthur SISSIS	AUS	KTM	200.1	199.5	199.4	199.2	198.7	199.3	200.1
42 Alex RINS	SPA	SUTER HONDA	199.9	197.2	197.0	195.5		197.4	199.9
19 Alessandro TONUCCI	ITA	FTR HONDA	199.3	199.0	198.9	198.3	198.1	198.7	199.3
55 Hector FAUBEL	SPA	KALEX KTM	198.8	197.4	196.3	196.0	196.0	196.9	198.8
89 Alan TECHER	FRA	TSR HONDA	198.6	196.8	196.4	196.3	196.2	196.8	198.6
11 Sandro CORTESE	GER	KTM	198.5	197.5	197.1	196.6	196.5	197.3	198.5
52 Danny KENT	GBR	KTM	198.5	197.9	197.7	197.4	197.3	197.8	198.5
10 Alexis MASBOU	FRA	HONDA	197.9	197.8	197.3	197.2	196.9	197.4	197.9
44 Miguel OLIVEIRA	POR	SUTER HONDA	197.9	197.3	196.4	196.2	195.3	196.6	197.9
21 Ivan MORENO	SPA	FTR HONDA	197.7	196.6	196.0	195.5	194.6	196.1	197.7
39 Luis SALOM	SPA	KALEX KTM	197.6	197.3	197.2	196.9	196.8	197.1	197.6
51 Kenta FUJII	JPN	TSR HONDA	196.8	196.7	195.6	195.6	195.1	196.0	196.8
84 Jakub KORNFEIL	CZE	FTR HONDA	196.7	195.5	194.9	194.6	194.6	195.2	196.7
96 Louis ROSSI	FRA	FTR HONDA	196.6	194.9	194.6	194.6	194.5	195.0	196.6
23 Alberto MONCAYO	SPA	KALEX KTM	196.5	195.7	195.5	195.3	195.3	195.7	196.5
27 Niccolò ANTONELLI	ITA	FTR HONDA	195.7	195.2	194.7	194.3	194.0	194.8	195.7
15 Simone GROTZKYJ	ITA	SUTER HONDA	195.7	195.7	194.1	193.4	192.7	194.3	195.7
9 Toni FINSTERBUSCH	GER	HONDA	195.4	195.4	194.8	190.8	190.0	193.3	195.4
30 Giulian PEDONE	SWI	SUTER HONDA	194.3	194.0	192.8	192.5	192.5	193.2	194.3
53 Jasper IWEMA	NED	FGR HONDA	193.0	192.4	192.3	191.9	191.9	192.3	193.0
86 Kevin HANUS	GER	HONDA	192.9	192.7	192.3	192.2	190.6	192.1	192.9
77 Marcel SCHROTTER	GER	MAHINDRA	192.8	190.0	189.2	189.0	188.8	190.0	192.8
26 Adrian MARTIN	SPA	FTR HONDA	192.2	192.2	191.2	191.0	190.6	191.4	192.2
8 Jack MILLER	AUS	HONDA	192.1	191.9	191.8	191.8	191.7	191.8	192.1
32 Isaac VIÑALES	SPA	FTR HONDA	192.0	191.2	190.9	190.5	190.3	191.0	192.0
94 Jonas FOLGER	GER	IODA	188.5	188.5	188.2	187.2	187.1	187.9	188.5
99 Danny WEBB	GBR	MAHINDRA	185.6	185.3	185.2			185.4	185.6
3 Luigi MORCIANO	ITA	IODA	177.9	177.7	177.3	177.1	176.8	177.4	177.9

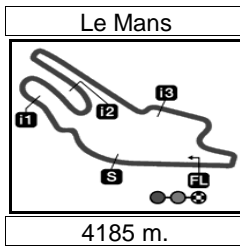
These data/results cannot be reproduced, stored and/or transmitted in whole or in part by any manner of electronic, mechanical, photocopying, recording, broadcasting or otherwise now known or herein after developed without the previous express consent by the copyright owner, except for reproduction in daily press and regular printed publications on sale to the public within 60 days of the event related to those data/results and always provided that copyright symbol appears together as follows below.

© DORNA, 2012

Official MotoGP Timing by **TISSOT**
www.motogp.com



Le Mans, Saturday, May 19, 2012



Computerised results and timing service provided by **TISSOT**

Moto3

MONSTER ENERGY GRAND PRIX DE FRANCE

Qualifying Practice

Chronological Analysis of Performances

12

		<i>T1 Time from finish line to 1st intermediate</i>				<i>T3 Time from 2nd intermed. to 3rd intermed.</i>							
		<i>T2 Time from 1st intermed. to 2nd intermed.</i>				<i>T4 Time from 3rd intermediate to finish line</i>							
<i>P</i>	<i>Crossing the finish line in pit lane</i>	<i>T1</i>	<i>T2</i>	<i>T3</i>	<i>T4</i>	<i>Speed</i>	<i>Lap</i>	<i>Lap Time</i>	<i>T1</i>	<i>T2</i>	<i>T3</i>	<i>T4</i>	<i>Speed</i>
1st	25	Maverick VIÑALES Blusens Avintia SPA											
		Runs=2	Total laps=18	Full laps=15									
1	2'34.703	53.393	30.060	37.269	33.981								
2	2'05.939	30.241	28.190	35.337	32.171	197.5							
3	2'02.221	29.249	27.264	34.092	31.616	197.6							
4	2'01.339	28.920	27.230	34.008	31.181	197.2							
5	2'00.563	28.575	26.860	33.818	31.310	197.6							
6	2'00.104	28.548	26.763	33.717	31.076	197.8							
7	1'58.423	28.206	26.408	33.277	30.532	196.7							
8	1'57.315	27.900	26.155	32.908	30.352	196.3							
9	1'57.041	27.693	25.966	32.823	30.559	197.4							
10	2'02.604 P	29.928	26.913	33.405	32.358	197.2							
11	5'58.494	4'26.860	27.532	33.489	30.613								
12	1'57.851	27.977	26.135	33.203	30.536	195.9							
13	1'56.761	27.884	26.017	32.784	30.076	196.5							
14	1'56.420	27.630	25.962	32.720	30.108	197.4							
15	1'56.531	27.638	26.219	32.585	30.089	198.8							
16	1'56.188	27.654	25.879	32.529	30.126	201.6							
17	1'55.865	27.593	25.871	32.490	29.911	198.1							
18	1'56.224	27.488	25.733	32.823	30.180	199.5							
2nd	7	Efren VAZQUEZ JHK T-Shirt Laglisse SPA											
		Runs=2	Total laps=16	Full laps=13									
1	3'03.951	1'23.887	30.371	36.608	33.085								
2	2'03.714	29.536	27.607	34.633	31.938								
3	2'03.560	28.830	27.750	35.072	31.908								
4	2'03.246	28.918	27.690	34.882	31.756								
5	2'01.075	28.546	27.143	34.156	31.230								
6	2'01.334	28.636	27.193	34.116	31.389								
7	2'00.722	28.496	26.902	34.085	31.239								
8	2'02.810 P	28.662	27.151	33.931	33.066								
9	10'17.591	8'42.622	28.434	34.831	31.704								
10	2'01.035	28.679	27.003	34.063	31.290								
11	2'00.875	28.626	27.244	33.852	31.153								
12	1'59.313	28.219	26.617	33.568	30.909								
13	1'58.876	28.057	26.625	33.320	30.874								
14	1'58.950	27.829	26.724	33.527	30.870								
15	1'58.285	27.940	26.425	33.337	30.583								
16	1'56.847	27.725	26.060	32.947	30.115								
3rd	44	Miguel OLIVEIRA Estrella Galicia 0,0 POR											
		Runs=2	Total laps=10	Full laps=6									
1	2'48.420	1'13.250	28.462	34.692	32.016								
2	2'01.783	28.992	26.996	34.387	31.408	197.9							
3	2'01.474	28.621	27.541	34.202	31.110	196.4							
4	1'59.006	28.296	26.514	33.491	30.705	196.2							
5	1'59.754	28.405	27.082	33.420	30.847	197.3							
6	1'58.431	28.189	26.578	33.144	30.520	195.3							
7	1'57.890	28.069	26.322	33.029	30.470	195.2							
8	1'57.114	27.896	26.137	32.952	30.129	194.8							
	unfinished	28.000	26.052			194.4							
9	24'07.058		29.978	36.212	34.748								
4th	84	Jakub KORNFEIL Redox-Ongetta-Centro CZE											
		Runs=2	Total laps=18	Full laps=15									
1	2'14.777	35.029	29.933	36.410	33.405								
2	2'04.432	29.764	27.945	34.874	31.849	194.9							
3	2'01.628	28.915	27.247	34.058	31.408	194.5							
4	2'01.876	28.834	27.224	34.340	31.478	194.6							
5	2'00.633	28.755	26.951	33.773	31.154	196.7							
6	1'59.513	28.573	26.582	33.517	30.841	193.0							
7	2'08.345	33.870	29.529	34.028	30.918	193.7							
8	1'58.352	28.310	26.293	33.237	30.512	193.6							
9	2'04.542 P	28.252	26.944	35.180	34.166	193.5							
10	6'00.558	4'27.236	28.598	33.787	30.937								
11	1'58.485	28.504	26.287	33.120	30.574	194.6							
12	1'58.921	28.197	26.461	33.424	30.839	194.0							
13	1'58.454	28.149	26.458	33.197	30.650	193.6							
14	1'58.601	28.058	26.362	33.194	30.987	193.2							
15	1'58.470	28.247	26.507	33.208	30.508	192.1							
16	1'58.599	27.908	26.374	33.163	31.154	195.5							
17	1'59.380	28.156	26.397	33.484	31.343	194.3							
18	1'57.392	27.880	26.155	32.973	30.384	194.5							
5th	10	Alexis MASBOU Caretta Technology FRA											
		Runs=3	Total laps=17	Full laps=12									
1	2'17.481	38.849	29.589	35.595	33.448								
2	2'03.094	29.216	27.472	34.546	31.860	194.9							
3	2'04.554	30.835	27.455	34.528	31.736	197.3							
4	2'02.369	29.144	27.279	34.497	31.449	195.4							
5	2'01.294	28.746	27.047	34.215	31.286	195.5							
6	2'06.290 P	28.603	26.596	35.792	35.299	195.4							
7	5'58.150	4'24.238	27.759	34.435	31.718								
8	2'00.431	28.707	27.038	33.845	30.841	195.0							
9	2'00.208	28.723	26.521	33.907	31.057	197.2							
10	1'59.155	28.488	26.367	33.552	30.748	196.8							
11	1'58.542	28.256	26.321	33.335	30.630	196.9							
12	2'05.748	30.169	27.376	36.104	32.099	195.2							
13	1'59.725 P	28.414	25.955	33.227	32.129	197.8							
14	4'17.352	2'45.457	27.077	33.832	30.986								
15	1'58.569	28.420	26.162	33.351	30.636	197.9							
16	1'58.030	28.099	26.199	33.159	30.573	196.8							
17	1'57.673	28.016	25.900	33.394	30.363	196.9							
6th	11	Sandro CORTESE Red Bull KTM Ajo GER											
		Runs=2	Total laps=11	Full laps=7									
1	2'47.942	1'09.380	29.384	35.746	33.432								
2	2'03.830	29.085	27.760	34.658	32.327	196.4							
3	2'02.359	29.073	27.156	34.180	31.950	197.5							
	unfinished	28.820				198.5							
4	22'00.606		28.678	36.304	32.734								
5	2'03.073	28.993	27.235	34.656	32.189	195.8							
6	2'00.269	28.573	26.607	33.770	31.319	195.7							
7	1'59.844	28.546	26.466	33.353	31.479	196.1							

Fastest Lap: Maverick VIÑALES Blusens Avintia SPA **1'55.865** 27.593 25.871 32.490 29.911

These data/results cannot be reproduced, stored and/or transmitted in whole or in part by any manner of electronic, mechanical, photocopying, recording, broadcasting or otherwise now known or herein after developed without the previous express consent by the copyright owner, except for reproduction in daily press and regular printed publications on sale to the public within 60 days of the event related to those data/results and always provided that copyright symbol appears together as follows below.
© DORNA, 2012



Qualifying Practice

Moto3

Lap	Lap Time	T1	T2	T3	T4	Speed	Lap	Lap Time	T1	T2	T3	T4	Speed	
8	1'58.934	28.113	26.247	33.488	31.086	197.1	17	2'06.435	28.223	26.722			196.7	
9	1'57.814	28.074	26.001	33.172	30.567	196.5								
10	1'57.801	27.772	25.856	33.132	31.041	196.6								
7th	23	Alberto MONCAYO		Bankia Aspar Team		SPA	10th	63	Zulfahmi KHAIRUD		AirAsia-Sic-Ajo		MAL	
		Runs=2	Total laps=18	Full laps=15				Runs=2	Total laps=16	Full laps=13				
1	3'00.210	1'19.914	29.945	36.712	33.639		1	2'58.903	1'17.182	29.939	37.206	34.576		
2	2'06.088	29.740	28.226	35.456	32.666	194.2	2	2'07.131	29.588	29.023	35.539	32.981	200.0	
3	2'04.271	29.304	28.223	34.743	32.001	193.7	3	2'06.718	29.136	28.820	35.965	32.797	200.3	
4	2'02.528	29.148	27.652	34.464	31.264	194.1	4	2'03.962	29.105	27.975	34.985	31.897	201.9	
5	2'01.962	28.698	27.432	34.339	31.493	195.0	5	2'02.624	28.927	27.400	34.452	31.845	201.7	
6	2'01.025	28.871	26.931	34.156	31.067	194.7	6	2'01.730	29.058	26.853	34.219	31.600	200.7	
7	2'01.039	28.628	26.966	34.248	31.197	195.5	7	2'01.130	28.878	26.877	33.965	31.410	201.2	
8	2'00.188	28.664	26.593	34.000	30.931	194.2	8	2'05.216	P	29.092	27.512	34.615	33.997	199.7
9	2'05.049	P	29.022	27.125	34.746	34.156	196.5	9	10'11.551	8'37.058	27.898	34.847	31.748	
10	4'56.380	3'21.647	28.334	35.212	31.187		10	2'00.431	28.731	26.698	33.740	31.262	200.7	
11	2'00.092	28.708	26.708	33.843	30.833	193.5	11	2'01.805	28.604	27.028	33.938	32.235	203.0	
12	1'59.291	28.550	26.588	33.576	30.577	193.8	12	2'01.339	29.115	26.929	33.693	31.602	198.4	
13	1'58.918	28.351	26.358	33.611	30.598	194.1	13	1'59.945	28.513	26.576	33.489	31.367	199.9	
14	2'01.712	28.313	27.639	34.708	31.052	194.5	14	1'59.200	28.526	26.384	33.180	31.110	199.6	
15	1'59.031	28.333	26.307	33.590	30.801	195.2	15	1'58.770	28.260	26.474	33.153	30.883	200.0	
16	1'58.115	28.254	26.090	33.352	30.419	195.3	16	1'58.133	28.126	26.172	33.056	30.779	199.0	
17	1'58.111	28.016	26.139	33.390	30.566	195.3								
18	1'57.846	28.059	26.054	33.269	30.464	195.7	11th	94	Jonas FOLGER		lodaRacing Project		GER	
								Runs=1	Total laps=20	Full laps=19				
8th	55	Hector FAUBEL		Bankia Aspar Team		SPA	1	2'54.744	1'16.227	29.219	36.376	32.922		
		Runs=3	Total laps=17	Full laps=12			2	2'05.444	29.773	27.943	35.530	32.198	186.1	
1	2'37.413	58.769	29.816	36.198	32.630		3	2'04.104	29.132	27.667	35.243	32.062	186.7	
2	2'05.175	29.820	27.872	35.410	32.073	196.0	4	2'02.715	28.899	27.652	34.757	31.407	188.5	
3	2'02.743	29.374	27.220	34.456	31.693	198.8	5	2'01.886	28.923	27.055	34.525	31.383	186.3	
4	2'00.846	28.638	26.871	34.178	31.159	197.4	6	2'02.160	29.171	26.912	34.280	31.797	187.1	
5	1'59.834	28.478	26.700	33.787	30.869	195.2	7	2'01.802	29.198	26.967	34.295	31.342	185.5	
6	1'59.117	28.277	26.288	33.683	30.869	194.5	8	2'01.902	29.093	26.944	34.453	31.412	184.8	
7	2'01.204	P	28.295	26.531	33.708	32.670	196.3	9	2'07.524	32.977	27.893	34.761	31.893	182.5
8	6'20.010	4'46.481	27.977	34.301	31.251		10	2'00.537	28.852	26.465	33.923	31.297	186.9	
9	1'59.624	28.400	26.693	33.641	30.890	195.0	11	2'00.070	28.674	26.440	34.020	30.936	187.2	
10	1'59.362	28.333	26.710	33.499	30.820	195.3	12	1'59.741	28.644	26.346	33.891	30.860	186.0	
11	1'58.846	28.258	26.445	33.480	30.663	194.6	13	1'59.598	28.642	26.245	33.859	30.852	185.0	
12	2'04.312	P	28.364	27.703		194.1	14	2'00.001	28.660	26.243	33.910	31.188	184.5	
13	3'08.611	1'34.956	28.299	34.419	30.937		15	2'05.240	33.345	27.258	33.788	30.849	185.2	
14	1'58.881	28.162	26.410	33.532	30.777	195.0	16	1'59.630	28.249	26.506	33.768	31.107	188.2	
15	1'58.475	28.040	26.305	33.359	30.771	196.0	17	1'58.627	28.277	26.270	33.427	30.653	187.1	
16	1'58.413	28.033	26.379	33.413	30.588	195.7	18	1'58.631	28.375	26.096	33.423	30.737	188.5	
17	1'57.899	27.817	26.242	33.264	30.576	195.9	19	1'58.629	28.418	26.191	33.524	30.496	186.6	
							20	1'58.304	28.198	25.962	33.470	30.674	185.2	
9th	39	Luis SALOM		RW Racing GP		SPA	12th	26	Adrian MARTIN		JHK T-Shirt Laglisse		SPA	
		Runs=2	Total laps=17	Full laps=14				Runs=2	Total laps=11	Full laps=7				
1	2'14.473	35.311	29.949	36.313	32.900		1	3'24.568	1'43.862	30.829	36.911	32.966		
2	2'02.524	29.516	27.133	33.959	31.916	192.3	2	2'05.248	30.086	28.011	35.281	31.870	187.6	
3	2'02.934	29.541	27.579	34.207	31.607	194.3	3	2'57.918	P	29.166	1'09.808		188.9	
4	2'02.665	28.967	27.611	34.462	31.625	196.9	4	9'05.017	7'28.899	28.736	35.537	31.845		
5	2'01.427	29.454	26.893	33.799	31.281	195.5	5	2'01.769	29.223	26.959	34.539	31.048	190.4	
6	1'59.286	28.582	26.469	33.404	30.831	196.5	6	2'00.281	28.774	26.626	33.840	31.041	191.2	
7	2'00.008	28.690	26.650	33.590	31.078	197.6	7	1'59.266	28.656	26.257	33.748	30.605	190.4	
8	1'59.441	28.623	26.561	33.458	30.799	194.8	8	1'59.094	28.494	26.217	33.707	30.676	192.2	
9	1'59.776	28.607	26.362	33.535	31.272	195.6	9	1'58.354	28.343	26.058	33.519	30.434	192.2	
10	2'14.393	P	31.404	31.378	35.095	36.516	196.5	10	1'58.315	28.350	25.969	33.328	30.668	191.0
11	8'50.331	7'02.686	27.591	34.181	45.873			unfinished	28.311				190.6	
12	1'59.745	28.609	26.758	33.499	30.879	196.8	13th	31	Niklas AJO		TT Motion Events Rac		FIN	
13	1'59.661	28.249	26.827	33.467	31.118	197.3		Runs=2	Total laps=18	Full laps=15				
14	1'58.778	28.276	26.266	33.278	30.958	196.5	1	2'36.619	55.330	30.517	36.795	33.977		
15	2'00.029	29.190	26.629	33.515	30.695	196.3	2	2'07.444	30.143	28.731	35.872	32.698	201.2	
16	1'58.000	27.894	26.306	33.231	30.569	197.2	3	2'04.538	29.326	27.704	35.074	32.434	200.4	

Fastest Lap: Maverick VIÑALES Blusens Avintia SPA 1'55.865 27.593 25.871 32.490 29.911

These data/results cannot be reproduced, stored and/or transmitted in whole or in part by any manner of electronic, mechanical, photocopying, recording, broadcasting or otherwise now known or herein after developed without the previous express consent by the copyright owner, except for reproduction in daily press and regular printed publications on sale to the public within 60 days of the event related to those data/results and always provided that copyright symbol appears together as follows below.
© DORNA, 2012

Official MotoGP Timing by TISSOT
www.motogp.com

Le Mans, Saturday, May 19, 2012

Page 2 of 5



Qualifying Practice

Moto3

Lap	Lap Time	T1	T2	T3	T4	Speed	Lap	Lap Time	T1	T2	T3	T4	Speed
4	2'02.034	28.892	26.945	34.370	31.827	202.7	5	2'01.396	28.686	26.940	34.100	31.670	198.6
5	2'01.336	28.843	26.970	34.207	31.316	199.0	6	2'26.780	28.497	26.786			198.0
6	2'01.507	28.655	27.059	34.228	31.565	199.6	7	14'54.604	13'18.732	28.450	34.921	32.501	128.3
7	2'02.571	28.849	27.318	34.680	31.724	197.6	8	2'01.446	28.752	27.028	33.862	31.804	196.0
8	2'04.348	28.952	28.505	34.974	31.917	197.0	9	2'00.695	28.563	26.921	33.704	31.507	195.6
9	2'01.300	28.647	27.011	34.342	31.300	197.2	10	2'01.058	28.525	26.892	34.174	31.467	196.1
10	2'00.592	28.442	26.859	33.987	31.304	197.7	11	2'00.150	28.447	26.570	33.765	31.368	196.4
11	2'06.303 P	29.009	27.134	34.957	35.203	196.4	12	1'59.872	28.313	26.777	33.558	31.224	195.8
12	6'13.384	4'40.756	27.266	34.109	31.253		13	1'59.776	28.324	26.925	33.324	31.203	195.2
13	1'59.585	28.555	26.468	33.535	31.027	197.3	14	1'58.590	28.100	26.360	33.152	30.978	195.0
14	1'59.214	28.448	26.303	33.464	30.999	197.0	17th 52 Danny KENT Red Bull KTM Ajo GBR						
15	2'00.019	28.400	26.604	33.735	31.280	197.8	Runs=2 Total laps=17 Full laps=14						
16	2'05.619	28.525	26.788	37.223	33.083	197.5	1	3'29.053	1'43.344	32.616	38.408	34.685	
17	1'58.563	28.129	26.242	33.343	30.849	200.0	2	2'07.122	30.158	28.446	35.177	33.341	196.1
18	1'58.851	28.061	26.163	33.801	30.826	198.7	3	2'07.255	29.504	28.240	35.909	33.602	196.9
14th 61 Arthur SISIS Red Bull KTM Ajo AUS							4	2'05.095	29.340	28.039	35.364	32.352	196.3
Runs=2 Total laps=18 Full laps=15							5	2'04.515	29.186	27.601	34.898	32.830	196.6
1	2'42.899	59.552	29.434	36.935	36.978		6	2'02.900	28.785	27.484	34.560	32.071	196.4
2	2'06.354	30.185	28.076	35.500	32.593	197.9	7	2'01.789	28.615	27.068	34.553	31.553	196.4
3	2'03.614	29.113	28.143	34.339	32.019	199.2	8	2'01.729	28.678	27.035	34.251	31.765	196.8
4	2'01.522	28.545	27.043	34.123	31.811	200.1	9	2'12.125	31.980	29.799	38.112	32.234	196.6
5	2'06.640 P	30.070	27.661	35.250	33.659	199.5	10	2'00.445	28.745	26.783	33.787	31.130	197.3
6	6'18.534	4'38.520	29.607	37.319	33.088		11	2'03.975 P	29.102	27.618	34.538	32.717	197.9
7	2'01.874	28.588	27.188	34.381	31.717	199.4	12	6'21.639	4'41.980	29.504	36.644	33.511	
8	2'01.036	28.656	26.866	33.903	31.611	198.7	13	1'59.652	28.357	26.611	33.533	31.151	197.2
9	2'02.361	28.447	26.873	34.808	32.233	198.4	14	1'58.865	28.207	26.383	33.425	30.850	197.3
10	2'00.262	28.338	26.588	33.839	31.497	198.7	15	1'58.673	28.129	26.207	33.244	31.093	197.7
11	2'00.156	28.457	26.572	33.814	31.313	197.5	16	1'58.855	28.011	26.212	33.470	31.162	197.4
12	2'05.832	28.912	27.909	35.188	33.823	196.8	17	1'58.785	28.014	26.315	33.448	31.008	198.5
13	1'59.859	28.381	26.729	33.708	31.041	198.0	18th 89 Alan TECHER Technomag-CIP-TSR FRA						
14	2'00.119	28.234	26.972	33.892	31.021	197.1	Runs=2 Total laps=17 Full laps=14						
15	1'59.206	28.052	26.311	33.860	30.983	198.2	1	2'48.837	1'08.230	30.108	36.394	34.105	
16	1'59.489	28.012	26.909	33.623	30.945	197.8	2	2'05.667	29.937	28.066	35.107	32.557	198.6
17	1'58.808	28.004	26.551	33.450	30.803	197.3	3	2'04.653	29.479	27.797	35.175	32.202	196.0
18	1'58.570	28.036	26.476	33.202	30.856	196.9	4	2'03.662	28.950	27.768	34.760	32.184	196.4
15th 96 Louis ROSSI Racing Team German FRA							5	2'04.004	29.103	27.430	35.004	32.467	195.9
Runs=2 Total laps=17 Full laps=14							6	2'04.747	29.511	27.307	35.183	32.746	195.5
1	2'08.404	31.974	28.805	35.316	32.309		7	2'02.616	29.616	26.998	34.342	31.660	186.9
2	2'01.464	28.919	26.892	34.006	31.647	194.1	8	2'01.884	28.811	27.003	34.329	31.741	194.2
3	2'00.312	28.619	26.757	33.678	31.258	194.9	9	2'01.360	28.806	26.827	34.340	31.387	195.2
4	2'00.923	28.551	27.016	33.878	31.478	196.6	10	2'08.469 P	30.549	27.516	35.162	35.242	194.5
5	2'01.077	28.753	27.094	33.885	31.345	193.9	11	7'58.741	6'24.486	27.670	34.836	31.749	
6	1'59.607	28.458	26.588	33.578	30.983	194.5	12	2'01.578	29.021	26.895	34.247	31.415	194.3
7	1'59.625	28.398	26.427	33.634	31.166	193.9	13	2'01.763	28.726	27.593	34.225	31.219	194.2
8	1'59.338	28.258	26.418	33.471	31.191	194.3	14	1'59.458	28.337	26.578	33.657	30.886	196.8
9	1'59.470	28.456	26.505	33.453	31.056	193.8	15	1'59.703	28.457	26.587	33.556	31.103	196.3
10	1'58.576	28.369	26.337	33.100	30.770	193.8	16	1'58.969	28.385	26.383	33.471	30.730	196.2
11	2'09.452 P	28.408	30.749			193.3	17	1'58.679	28.152	25.995	33.457	31.075	195.0
12	7'55.591	6'21.773	27.624	34.501	31.693		19th 30 Giulian PEDONE Ambrogio Next Racing SWI						
13	1'59.554	28.168	26.983	33.560	30.843	194.3	Runs=2 Total laps=17 Full laps=14						
14	1'58.649	28.254	26.224	33.330	30.841	194.2	1	2'53.321	1'13.603	29.406	36.446	33.866	
15	1'59.526	28.194	26.354	33.780	31.198	194.6	2	2'06.441	30.109	28.692	35.626	32.014	190.8
16	1'58.649	28.410	26.224	33.415	30.600	194.4	3	2'03.974	29.361	27.659	35.022	31.932	188.4
17	1'59.768	27.848	27.717	33.462	30.741	194.6	4	2'04.222	29.205	27.632	35.517	31.868	188.5
16th 41 Brad BINDER RW Racing GP RSA							5	2'01.354	28.776	27.033	34.112	31.433	191.7
Runs=2 Total laps=14 Full laps=11							6	2'02.379	29.154	27.170	34.378	31.677	192.5
1	2'15.338	35.906	30.125	35.952	33.355		7	2'03.024	30.530	27.129	34.018	31.347	194.3
2	2'05.526	29.920	27.888	34.591	33.127	199.1	8	2'01.538	28.550	26.987	34.323	31.678	189.7
3	2'07.906	28.997	28.464	38.167	32.278	200.7	9	2'01.370	28.873	26.777	34.313	31.407	192.8
4	2'01.699	28.961	27.361	33.991	31.386	197.8	10	2'01.159	29.114	26.780	34.004	31.261	192.5

Fastest Lap:	Maverick VIÑALES	Blusens Avintia	SPA	1'55.865	27.593	25.871	32.490	29.911
---------------------	------------------	-----------------	-----	----------	--------	--------	--------	--------

These data/results cannot be reproduced, stored and/or transmitted in whole or in part by any manner of electronic, mechanical, photocopying, recording, broadcasting or otherwise now known or herein after developed without the previous express consent by the copyright owner, except for reproduction in daily press and regular printed publications on sale to the public within 60 days of the event related to those data/results and always provided that copyright symbol appears together as follows below.
© DORNA, 2012



Qualifying Practice

Moto3

Lap	Lap Time	T1	T2	T3	T4	Speed	Lap	Lap Time	T1	T2	T3	T4	Speed
11	2'00.471	28.753	26.757	33.815	31.146	188.2	1	2'21.466	38.077	31.036	37.599	34.754	
12	2'13.344 P	30.633	29.279			188.0	2	2'08.722	30.587	28.813	35.980	33.342	195.1
13	6'45.380	5'10.817	28.474	34.913	31.176		3	2'05.994	29.546	27.963	35.797	32.688	197.4
14	2'00.070	28.291	26.635	34.185	30.959	191.7	4	2'03.546	29.084	27.709	34.786	31.967	197.0
15	1'59.282	28.228	26.393	33.697	30.964	194.0	5	2'03.337	28.801	27.332	35.028	32.176	197.4
16	1'59.299	28.387	26.477	33.536	30.899	191.5	6	2'03.839	28.981	27.539	35.524	31.795	197.1
17	1'58.932	28.280	26.333	33.555	30.764	190.9	7	2'01.076	28.940	26.787	34.011	31.338	197.4

20th 32 Isaac VIÑALES Ongetta-Centro Seta SPA

Runs=3 Total laps=15 Full laps=11

1	2'45.806 P	52.436	30.707			
2	2'55.343	1'15.350	28.948	36.750	34.295	
3	2'07.296	30.285	28.577	35.715	32.719	189.1
4	2'04.596	29.614	27.952	35.088	31.942	188.1
5	2'02.973	29.431	27.383	34.614	31.545	189.2
6	2'12.369 P	30.157	29.362	36.341	36.509	190.0
7	11'23.554	9'47.387	28.652	35.283	32.232	
8	2'01.304	28.980	27.264	33.911	31.149	190.0
9	2'00.939	28.823	27.073	34.196	30.847	189.6
10	2'00.093	28.650	26.737	33.991	30.715	189.2
11	1'59.920	28.662	26.664	33.882	30.712	191.2
12	1'59.575	28.631	26.438	33.703	30.803	190.9
13	1'59.402	28.448	26.528	33.626	30.800	190.5
14	1'59.402	28.020	26.700	33.641	31.041	192.0
15	1'58.938	28.249	26.382	33.619	30.688	190.3

21st 5 Romano FENATI Team Italia FMI ITA

Runs=3 Total laps=17 Full laps=12

1	2'17.711	37.543	30.833	36.306	33.029	
2	2'06.363	30.731	28.173	35.192	32.267	196.4
3	2'03.410	29.063	27.758	34.560	32.029	199.0
4	2'01.888	28.806	27.170	34.292	31.620	199.6
5	2'01.025	28.543	27.061	34.172	31.249	200.6
6	2'00.085	28.319	26.545	34.069	31.152	199.4
7	1'59.599	28.208	26.770	33.738	30.883	199.0
8	2'10.931 P	28.344	26.693			198.4
9	6'03.795	4'30.000	28.036	34.248	31.511	
10	1'59.952	28.420	26.606	33.929	30.997	197.4
11	1'59.612	28.210	26.638	33.585	31.179	198.1
12	2'01.288	28.463	26.737	34.580	31.508	199.2
13	1'59.237	28.219	26.239	33.593	31.186	198.8
14	2'13.172 P	28.865	30.992	38.658	34.657	197.6
15	4'34.672	2'52.827	32.572	37.070	32.203	
16	1'59.591	28.101	26.855	33.439	31.196	198.9
17	1'58.978	28.076	26.469	33.496	30.937	199.3

22nd 8 Jack MILLER Caretta Technology AUS

Runs=3 Total laps=12 Full laps=7

1	2'30.198	47.963	30.920	37.403	33.912	
2	2'08.456	31.231	28.997	35.549	32.679	190.5
3	2'05.598 P	29.623	27.721	34.749	33.505	191.4
4	5'47.682	4'03.631	32.265	37.052	34.734	
5	2'02.711	29.142	27.491	34.439	31.639	191.4
6	2'02.249	29.111	27.332	34.239	31.567	191.9
7	2'01.053	28.894	27.027	33.800	31.332	191.8
8	2'00.396	28.861	26.799	33.734	31.002	191.8
9	2'38.490 P	28.965	26.670	57.889	44.966	191.7
10	8'21.325	6'34.087	32.434			
11	2'00.434	29.225	26.561	33.610	31.038	190.1
12	1'59.233	28.260	26.321	33.456	31.196	192.1

23rd 19 Alessandro TONUC Team Italia FMI ITA

Runs=2 Total laps=18 Full laps=15

8	2'06.915 P	30.063	27.616	35.736	33.500	188.2
9	5'52.337	4'16.533	28.801	35.249	31.754	
10	2'01.262	28.833	26.897	34.216	31.316	197.2
11	2'01.842	28.661	27.343	34.448	31.390	198.3
12	2'04.615	28.648	26.941	36.260	32.766	197.1
13	2'02.966	28.889	27.375	34.507	32.195	197.8
14	2'00.460	28.690	26.783	33.787	31.200	196.7
15	1'59.867	28.446	26.606	33.660	31.155	198.9
16	1'59.251	28.194	26.427	33.457	31.173	199.3
17	1'59.611	28.295	26.517	33.598	31.201	199.0
18	1'59.843	28.333	26.600	33.858	31.052	198.1

24th 15 Simone GROTZKYJ Ambrogio Next Racing ITA

Runs=2 Total laps=12 Full laps=8

1	2'47.030	1'07.286	30.351	36.417	32.976	
2	2'03.501	29.195	27.825	34.835	31.646	192.6
3	2'01.946	28.905	27.397	34.238	31.406	195.7
4	2'00.775	28.619	26.706	33.886	31.564	194.1
5	2'00.023	28.371	26.720	33.839	31.093	195.7
6	2'00.553	28.637	26.567	33.946	31.403	193.4
7	2'03.642	28.771	27.227	34.154	33.490	192.7
8	2'05.330 P	28.792	27.152	34.876	34.510	190.9
9	6'27.424	4'51.743	29.297	35.058	31.326	
10	2'00.604	28.687	26.793	34.012	31.112	191.4
11	1'59.335	28.366	26.481	33.757	30.731	191.6
	unfinished	28.261	26.475	33.477		191.4

25th 53 Jasper IWEMA Moto FGR NED

Runs=2 Total laps=17 Full laps=14

1	2'17.471	35.315	30.545	37.219	34.392	
2	2'07.997	30.549	28.774	35.793	32.881	191.9
3	2'05.501	29.713	28.084	35.204	32.500	192.4
4	2'04.280	29.305	27.688	34.821	32.466	191.8
5	2'04.454	29.302	27.761	35.058	32.333	191.1
6	2'02.550	28.825	27.147	34.482	32.096	190.6
7	2'04.456	29.111	28.651	34.673	32.021	190.4
8	2'01.490	28.719	26.736	34.329	31.706	192.3
9	2'02.457	28.812	27.087	34.495	32.063	191.7
10	2'15.697 P	30.360	29.360	38.097	37.880	191.0
11	7'12.849	5'13.321	28.964	48.569	41.995	
12	2'02.917	29.048	27.493	34.526	31.850	190.2
13	2'02.375	28.724	27.340	34.523	31.788	190.9
14	2'01.419	28.506	26.957	34.291	31.665	190.5
15	2'01.006	28.540	26.532	33.720	32.214	190.9
16	2'00.193	28.252	26.833	33.816	31.292	193.0
17	1'59.539	28.260	26.459	33.695	31.125	191.9

26th 42 Alex RINS Estrella Galicia 0,0 SPA

Runs=1 Total laps=5 Full laps=4

1	2'35.468	55.561	29.869	36.270	33.768	
2	2'06.935	30.367	28.451	35.472	32.645	199.9
3	2'02.634	29.020	27.457	34.557	31.600	197.2
4	2'01.554	28.669	27.237	34.389	31.259	195.5
5	1'59.888	28.403	26.600	33.813	31.072	197.0

Fastest Lap: Maverick VIÑALES Blusens Avintia SPA 1'55.865 27.593 25.871 32.490 29.911

These data/results cannot be reproduced, stored and/or transmitted in whole or in part by any manner of electronic, mechanical, photocopying, recording, broadcasting or otherwise now known or herein after developed without the previous express consent by the copyright owner, except for reproduction in daily press and regular printed publications on sale to the public within 60 days of the event related to those data/results and always provided that copyright symbol appears together as follows below.
© DORNA, 2012



Qualifying Practice

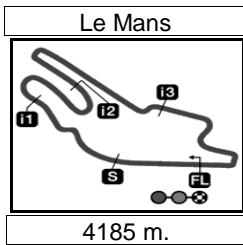
Moto3

Lap	Lap Time	T1	T2	T3	T4	Speed	Lap	Lap Time	T1	T2	T3	T4	Speed
27th	27	Niccolò ANTONELLI San Carlo Gresini Mot ITA					7	2'03.626	28.975	27.643	35.077	31.931	192.3
		Runs=2	Total laps=13	Full laps=9									
1	2'35.042	53.320	30.317	37.172	34.233								
2	2'07.223	30.619	28.026	35.687	32.891	195.7							
3	2'06.100	30.184	27.883	35.624	32.409	193.2							
4	2'05.679	30.102	27.649	35.458	32.470	193.9							
5	2'03.824	29.500	27.266	35.051	32.007	194.7							
6	2'03.623	29.382	27.190	34.932	32.119	194.3							
7	2'04.383 P	29.869	27.289	34.802	32.423	194.0							
8	11'37.230	10'01.435	28.371	35.169	32.255								
9	2'02.892	29.491	26.907	34.494	32.000	191.6							
10	2'01.238	28.940	26.692	34.191	31.415	195.2							
11	2'00.856	29.060	26.758	34.092	30.946	193.3							
12	2'00.129	28.777	26.589	33.889	30.874	192.3							
unfinished		28.680											
28th	51	Kenta FUJII Technomag-CIP-TSR JPN											
		Runs=3	Total laps=13	Full laps=9									
1	3'31.855 P	1'49.778	28.891	36.960	36.226								
2	10'40.122	9'03.870	28.214	35.191	32.847								
3	2'03.616	29.308	27.377	34.759	32.172	195.6							
4	2'04.043	28.946	27.408	35.195	32.494	195.6							
5	2'04.119	29.862	27.749	34.620	31.888	191.4							
6	2'03.655	28.968	27.496	34.955	32.236	195.0							
7	2'03.776	29.068	28.019	34.610	32.079	195.1							
8	2'10.687 P	28.865	29.290	36.245	36.287	194.2							
9	6'10.541	4'36.744	27.752	34.445	31.600								
10	2'01.659	28.636	26.997	34.227	31.799	195.1							
11	2'03.113	28.428	27.123	34.308	33.254	196.8							
12	2'01.255	28.394	27.298	33.924	31.639	194.7							
13	2'00.903	28.244	26.999	34.090	31.570	196.7							
29th	21	Ivan MORENO Andalucia JHK Lagliss SPA											
		Runs=1	Total laps=6	Full laps=4									
1	2'36.115	53.970	31.234	37.059	33.852								
2	2'06.888	30.364	28.624	35.734	32.166	196.6							
3	2'03.106	29.460	27.433	34.620	31.593	197.7							
4	2'02.379	28.959	27.257	34.645	31.518	195.5							
5	2'02.418	29.036	26.957	34.592	31.833	194.6							
unfinished		28.601	26.674	34.074									
30th	9	Toni FINSTERBUSC Cresto Guide MZ Raci GER											
		Runs=2	Total laps=10	Full laps=6									
1	2'35.325	53.454	30.386	37.131	34.354								
2	2'08.851	30.554	28.704	36.380	33.213	195.4							
3	2'04.583	29.518	27.789	34.916	32.360	194.8							
4	2'04.351	29.407	27.536	34.730	32.678	195.4							
5	2'03.858	29.061	27.838	34.830	32.129	189.1							
6	2'04.015	29.272	27.741	34.945	32.057	190.0							
7	2'07.766 P	29.531	29.053	35.312	33.870	188.8							
8	5'22.861	3'45.357	29.463	35.739	32.302								
9	2'03.240	29.411	27.779	34.484	31.566	188.1							
unfinished		28.811	27.193	34.583									
31st	86	Kevin HANUS Thomas Sabo GP Tea GER											
		Runs=2	Total laps=7	Full laps=4									
1	2'23.688	42.012	29.975	37.889	33.812								
2	2'08.544	30.577	28.619	36.431	32.917	192.2							
3	2'06.196	29.740	28.050	35.938	32.468	190.6							
4	2'08.402 P	29.349	27.733	35.727	35.593	192.9							
5	2'57.146	1'21.536	28.074	35.574	31.962								
6	2'03.989	28.955	27.825	35.212	31.997	192.7							
32nd	99	Danny WEBB Mahindra Racing GBR											
		Runs=1	Total laps=4	Full laps=2									
1	4'02.504	2'21.262	29.476	38.114	33.652								
2	2'06.832	30.055	28.488	35.814	32.475	185.3							
3	2'04.144	29.904	27.559	34.995	31.686	185.2							
unfinished		29.323	27.445										
33rd	77	Marcel SCHROTTE Mahindra Racing GER											
		Runs=2	Total laps=9	Full laps=5									
1	2'34.415	47.363	30.580										
2	2'11.502	30.919	28.619	36.661	35.303	190.0							
3	2'08.097	30.473	27.724	35.560	34.340	188.8							
4	2'06.601	29.835	28.097	35.677	32.992	192.8							
5	2'05.388	29.689	27.479	35.625	32.595	189.0							
6	2'05.206	29.579	27.412	35.538	32.677	189.2							
unfinished		31.009	27.695										
7	25'35.761			29.285	39.294	33.310							
8	2'06.004	29.694	28.350	35.597	32.363	186.8							
34th	3	Luigi MORCIANO Ioda Team Italia ITA											
		Runs=2	Total laps=8	Full laps=5									
1	3'50.455 P	1'59.590	34.579	40.638	35.648								
2	8'04.036	6'19.461	31.382	37.666	35.527								
3	2'11.118	31.498	28.807	37.234	33.579	175.4							
4	2'06.956	30.830	27.819	35.824	32.483	177.3							
5	2'06.052	30.445	27.517	35.623	32.467	177.7							
6	2'05.812	30.223	27.534	35.804	32.251	176.8							
7	2'05.565	30.076	27.636	35.395	32.458	177.1							
unfinished		30.000	40.478										

Fastest Lap: Maverick VIÑALES Blusens Avintia SPA **1'55.865** 27.593 25.871 32.490 29.911

These data/results cannot be reproduced, stored and/or transmitted in whole or in part by any manner of electronic, mechanical, photocopying, recording, broadcasting or otherwise now known or herein after developed without the previous express consent by the copyright owner, except for reproduction in daily press and regular printed publications on sale to the public within 60 days of the event related to those data/results and always provided that copyright symbol appears together as follows below.
© DORNA, 2012





Computerised results and timing service provided by **TISSOT**

Moto3

MONSTER ENERGY GRAND PRIX DE FRANCE

Provisional Starting Grid

Race : 24 laps = 100.44 km



1	1 1'55.865 25 Maverick VIÑALES FTR Honda	2	2 1'56.847 7 Efen VAZQUEZ FTR Honda	3	3 1'57.114 44 Miguel OLIVEIRA Suter Honda
2	4 1'57.392 84 Jakub KORNFEIL FTR Honda	3	5 1'57.673 10 Alexis MASBOU Honda	4	6 1'57.801 11 Sandro CORTESE KTM
3	7 1'57.846 23 Alberto MONCAYO Kalex KTM	4	8 1'57.899 55 Hector FAUBEL Kalex KTM	5	9 1'58.000 39 Luis SALOM Kalex KTM
4	10 1'58.133 63 Zulfahmi KHAIRUDDIN KTM	5	11 1'58.304 94 Jonas FOLGER loda	6	12 1'58.315 26 Adrian MARTIN FTR Honda
5	13 1'58.563 31 Niklas AJO KTM	6	14 1'58.570 61 Arthur SISSIS KTM	7	15 1'58.576 96 Louis ROSSI FTR Honda
6	16 1'58.590 41 Brad BINDER Kalex KTM	7	17 1'58.673 52 Danny KENT KTM		18 1'58.679 89 Alan TECHER TSR Honda
7	19 1'58.932 30 Giulian PEDONE Suter Honda		20 1'58.938 32 Isaac VIÑALES FTR Honda		21 1'58.978 5 Romano FENATI FTR Honda

The results are provisional until the end of the limit for protest and appeals and until the ratification of the Event Management Committee.

Time limit for protest expires 60' at the latest after publication of the results - Mr. Time:

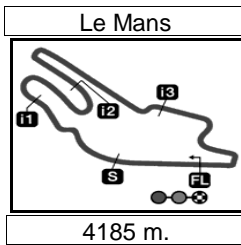
These data/results cannot be reproduced, stored and/or transmitted in whole or in part by any manner of electronic, mechanical, photocopying, recording, broadcasting or otherwise now known or herein after developed without the previous express consent of the copyright owner, except for reproduction in daily press and regular printed publications on sale to the public within 60 days of the event related to those data/results and always provided that copyright symbol appears together as follows below.

© DORNA, 2012

Official MotoGP Timing by **TISSOT**
www.motogp.com



Le Mans, Saturday, May 19, 2012



Computerised results and timing service provided by **TISSOT**

Moto3

MONSTER ENERGY GRAND PRIX DE FRANCE

Provisional Starting Grid

Race : 24 laps = 100.44 km

8	22 1'59.233 8 Jack MILLER Honda	23 1'59.251 19 Alessandro TONUCCI FTR Honda	24 1'59.335 15 Simone GROTZKYJ Suter Honda
9	25 1'59.539 53 Jasper IWEMA FGR Honda	26 1'59.888 42 Alex RINS Suter Honda	27 2'00.129 27 Niccolò ANTONELLI FTR Honda
10	28 2'00.903 51 Kenta FUJII TSR Honda	29 2'02.379 21 Ivan MORENO FTR Honda	30 2'03.240 9 Toni FINSTERBUSCH Honda
11	31 2'03.626 86 Kevin HANUS Honda	32 2'04.144 99 Danny WEBB Mahindra	33 2'05.206 77 Marcel SCHROTTER Mahindra
12	34 2'05.565 3 Luigi MORCIANO Ioda		

The results are provisional until the end of the limit for protest and appeals and until the ratification of the Event Management Committee.

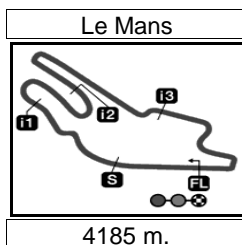
Time limit for protest expires 60' at the latest after publication of the results - Mr. Time:

These data/results cannot be reproduced, stored and/or transmitted in whole or in part by any manner of electronic, mechanical, photocopying, recording, broadcasting or otherwise now known or herein after developed without the previous express consent of the copyright owner, except for reproduction in daily press and regular printed publications on sale to the public within 60 days of the event related to those data/results and always provided that copyright symbol appears together as follows below.

© DORNA, 2012

Official MotoGP Timing by **TISSOT**
 www.motogp.com





Computerised results and timing service provided by **TISSOT**

Moto3

MONSTER ENERGY GRAND PRIX DE FRANCE

After the Qualifying Practice
Event Best Maximum Speed



<i>Rider</i>	<i>Nation Team</i>	<i>Motorcycle</i>	<i>Km/h</i>
25 Maverick VIÑALES	SPA Blusens Avintia	FTR HONDA	214.4 Free Practice Nr. 2
11 Sandro CORTESE	GER Red Bull KTM Ajo	KTM	213.6 Free Practice Nr. 1
31 Niklas AJO	FIN TT Motion Events Racing	KTM	212.3 Free Practice Nr. 2
89 Alan TECHER	FRA Technomag-CIP-TSR	TSR HONDA	211.8 Free Practice Nr. 2
39 Luis SALOM	SPA RW Racing GP	KALEX KTM	211.3 Free Practice Nr. 2
41 Brad BINDER	RSA RW Racing GP	KALEX KTM	211.1 Free Practice Nr. 2
61 Arthur SISSI	AUS Red Bull KTM Ajo	KTM	210.7 Free Practice Nr. 1
5 Romano FENATI	ITA Team Italia FMI	FTR HONDA	210.4 Free Practice Nr. 2
63 Zulfahmi KHAIRUDDIN	MAL AirAsia-Sic-Ajo	KTM	210.4 Free Practice Nr. 2
52 Danny KENT	GBR Red Bull KTM Ajo	KTM	210.4 Free Practice Nr. 2
19 Alessandro TONUCCI	ITA Team Italia FMI	FTR HONDA	210.0 Free Practice Nr. 2
23 Alberto MONCAYO	SPA Bankia Aspar Team	KALEX KTM	210.0 Free Practice Nr. 2
96 Louis ROSSI	FRA Racing Team Germany	FTR HONDA	209.3 Free Practice Nr. 2
55 Hector FAUBEL	SPA Bankia Aspar Team	KALEX KTM	209.3 Free Practice Nr. 1
42 Alex RINS	SPA Estrella Galicia 0,0	SUTER HONDA	209.2 Free Practice Nr. 1
27 Niccolò ANTONELLI	ITA San Carlo Gresini Moto3	FTR HONDA	209.1 Free Practice Nr. 2
51 Kenta FUJII	JPN Technomag-CIP-TSR	TSR HONDA	208.8 Free Practice Nr. 2
44 Miguel OLIVEIRA	POR Estrella Galicia 0,0	SUTER HONDA	208.3 Free Practice Nr. 2
10 Alexis MASBOU	FRA Caretta Technology	HONDA	208.1 Free Practice Nr. 2
30 Giulian PEDONE	SWI Ambrogio Next Racing	SUTER HONDA	207.9 Free Practice Nr. 2
84 Jakub KORNFEIL	CZE Redox-Ongetta-Centro Seta	FTR HONDA	207.7 Free Practice Nr. 2
86 Kevin HANUS	GER Thomas Sabo GP Team	HONDA	207.7 Free Practice Nr. 2
15 Simone GROTZKYJ	ITA Ambrogio Next Racing	SUTER HONDA	207.2 Free Practice Nr. 2
8 Jack MILLER	AUS Caretta Technology	HONDA	206.7 Free Practice Nr. 2
7 Efren VAZQUEZ	SPA JHK T-Shirt Laglisse	FTR HONDA	206.1 Free Practice Nr. 1
53 Jasper IWEMA	NED Moto FGR	FGR HONDA	206.1 Free Practice Nr. 2
32 Isaac VIÑALES	SPA Ongetta-Centro Seta	FTR HONDA	206.0 Free Practice Nr. 1
99 Danny WEBB	GBR Mahindra Racing	MAHINDRA	205.1 Free Practice Nr. 2
9 Toni FINSTERBUSCH	GER Cresto Guide MZ Racing	HONDA	205.0 Free Practice Nr. 2
21 Ivan MORENO	SPA Andalucia JHK Laglisse	FTR HONDA	204.7 Free Practice Nr. 2
26 Adrian MARTIN	SPA JHK T-Shirt Laglisse	FTR HONDA	203.6 Free Practice Nr. 1
94 Jonas FOLGER	GER IodaRacing Project	IODA	200.5 Free Practice Nr. 2
77 Marcel SCHROTTER	GER Mahindra Racing	MAHINDRA	198.7 Free Practice Nr. 1
3 Luigi MORCIANO	ITA Ioda Team Italia	IODA	192.5 Free Practice Nr. 2

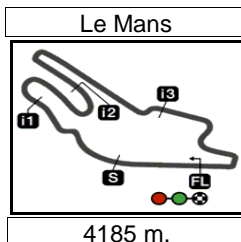
These data/results cannot be reproduced, stored and/or transmitted in whole or in part by any manner of electronic, mechanical, photocopying, recording, broadcasting or otherwise now known or herein after developed without the previous express consent by the copyright owner, except for reproduction in daily press and regular printed publications on sale to the public within 60 days of the event related to those data/results and always provided that copyright symbol appears together as follows below.

© DORNA, 2012

Official MotoGP Timing by **TISSOT**
 www.motogp.com



Le Mans, Saturday, May 19, 2012



Computerised results and timing service provided by **TISSOT**

Moto3

MONSTER ENERGY GRAND PRIX DE FRANCE

Qualifying Practice

Best Partial Times

IT Ideal Lap Time, sum of the best partial times

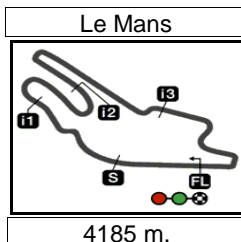
BT Best Lap Time

<i>T1</i>		<i>T2</i>		<i>T3</i>		<i>T4</i>				<i>IT</i>	<i>BT</i>	
<i>Pos</i>	<i>Rider</i>	<i>Time</i>	<i>Rider</i>	<i>Time</i>	<i>Rider</i>	<i>Time</i>	<i>Rider</i>	<i>Time</i>	<i>Pos</i>	<i>Rider</i>		
1	M.VIÑALES	27.488	M.VIÑALES	25.733	M.VIÑALES	32.490	M.VIÑALES	29.911	1	M.VIÑALES	1'55.622	1'55.865 (1)
2	E.VAZQUEZ	27.725	S.CORTESE	25.856	E.VAZQUEZ	32.947	E.VAZQUEZ	30.115	2	E.VAZQUEZ	1'56.847	1'56.847 (2)
3	S.CORTESE	27.772	A.MASBOU	25.900	M.OLIVEIRA	32.952	M.OLIVEIRA	30.129	3	M.OLIVEIRA	1'57.029	1'57.114 (3)
4	H.FAUBEL	27.817	J.FOLGER	25.962	J.KORNFEIL	32.973	A.MASBOU	30.363	4	S.CORTESE	1'57.327	1'57.801 (6)
5	L.ROSSI	27.848	A.MARTIN	25.969	Z.KHAIRUDDIN	33.056	J.KORNFEIL	30.384	5	J.KORNFEIL	1'57.392	1'57.392 (4)
6	J.KORNFEIL	27.880	A.TECHER	25.995	L.ROSSI	33.100	A.MONCAYO	30.419	6	A.MASBOU	1'57.438	1'57.673 (5)
7	L.SALOM	27.894	M.OLIVEIRA	26.052	S.CORTESE	33.132	A.MARTIN	30.434	7	A.MONCAYO	1'57.758	1'57.846 (7)
8	M.OLIVEIRA	27.896	A.MONCAYO	26.054	B.BINDER	33.152	J.FOLGER	30.496	8	L.ROSSI	1'57.772	1'58.576 (15)
9	A.SISSIS	28.004	E.VAZQUEZ	26.060	A.MASBOU	33.159	S.CORTESE	30.567	9	H.FAUBEL	1'57.899	1'57.899 (8)
10	D.KENT	28.011	J.KORNFEIL	26.155	A.SISSIS	33.202	L.SALOM	30.569	10	L.SALOM	1'57.960	1'58.000 (9)
11	A.MASBOU	28.016	N.AJO	26.163	L.SALOM	33.231	H.FAUBEL	30.576	11	A.MARTIN	1'58.042	1'58.315 (12)
12	A.MONCAYO	28.016	Z.KHAIRUDDIN	26.172	D.KENT	33.244	L.ROSSI	30.600	12	J.FOLGER	1'58.079	1'58.304 (11)
13	I.VIÑALES	28.020	D.KENT	26.207	H.FAUBEL	33.264	I.VIÑALES	30.688	13	Z.KHAIRUDDIN	1'58.133	1'58.133 (10)
14	N.AJO	28.061	L.ROSSI	26.224	A.MONCAYO	33.269	A.TECHER	30.730	14	D.KENT	1'58.312	1'58.673 (17)
15	R.FENATI	28.076	R.FENATI	26.239	A.MARTIN	33.328	S.GROTZKYJ	30.731	15	A.SISSIS	1'58.320	1'58.570 (14)
16	B.BINDER	28.100	H.FAUBEL	26.242	N.AJO	33.343	G.PEDONE	30.764	16	A.TECHER	1'58.334	1'58.679 (18)
17	Z.KHAIRUDDIN	28.126	L.SALOM	26.266	J.FOLGER	33.423	Z.KHAIRUDDIN	30.779	17	N.AJO	1'58.393	1'58.563 (13)
18	A.TECHER	28.152	A.SISSIS	26.311	R.FENATI	33.439	A.SISSIS	30.803	18	B.BINDER	1'58.590	1'58.590 (16)
19	A.TONUCCI	28.194	J.MILLER	26.321	J.MILLER	33.456	N.AJO	30.826	19	R.FENATI	1'58.637	1'58.978 (21)
20	J.FOLGER	28.198	G.PEDONE	26.333	A.TONUCCI	33.457	D.KENT	30.850	20	I.VIÑALES	1'58.709	1'58.938 (20)
21	G.PEDONE	28.228	B.BINDER	26.360	A.TECHER	33.457	N.ANTONELLI	30.874	21	G.PEDONE	1'58.861	1'58.932 (19)
22	K.FUJII	28.244	I.VIÑALES	26.382	S.GROTZKYJ	33.477	R.FENATI	30.883	22	S.GROTZKYJ	1'58.944	1'59.335 (24)
23	J.IWEMA	28.252	A.TONUCCI	26.427	G.PEDONE	33.536	B.BINDER	30.978	23	J.MILLER	1'59.039	1'59.233 (22)
24	J.MILLER	28.260	J.IWEMA	26.459	I.VIÑALES	33.619	J.MILLER	31.002	24	A.TONUCCI	1'59.130	1'59.251 (23)

These data/results cannot be reproduced, stored and/or transmitted in whole or in part by any manner of electronic, mechanical, photocopying, recording, broadcasting or otherwise now known or herein after developed without the previous express consent by the copyright owner, except for reproduction in daily press and regular printed publications on sale to the public within 60 days of the event related to those data/results and always provided that copyright symbol appears together as follows below.
© DORNA, 2012

Official MotoGP Timing by **TISSOT**
www.motogp.com





Computerised results and timing service provided by **TISSOT**

Moto3

MONSTER ENERGY GRAND PRIX DE FRANCE

Qualifying Practice

Best Partial Times

IT Ideal Lap Time, sum of the best partial times

BT Best Lap Time

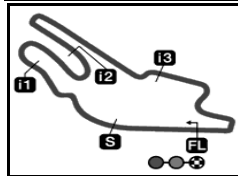
T1			T2			T3			T4				
<i>Pos</i>	<i>Rider</i>	<i>Time</i>	<i>Rider</i>	<i>Time</i>	<i>Rider</i>	<i>Time</i>	<i>Rider</i>	<i>Time</i>	<i>Pos</i>	<i>Rider</i>	<i>IT</i>	<i>BT</i>	
25	S.GROTZKYJ	28.261	S.GROTZKYJ	26.475	J.IWEMA	33.695	A.TONUCCI	31.052	25	J.IWEMA	1'59.531	1'59.539 (25)	
26	A.MARTIN	28.311	N.ANTONELLI	26.589	A.RINS	33.813	A.RINS	31.072	26	A.RINS	1'59.888	1'59.888 (26)	
27	A.RINS	28.403	A.RINS	26.600	N.ANTONELLI	33.889	J.IWEMA	31.125	27	N.ANTONELLI	2'00.032	2'00.129 (27)	
28	I.MORENO	28.601	I.MORENO	26.674	K.FUJII	33.924	I.MORENO	31.518	28	K.FUJII	2'00.735	2'00.903 (28)	
29	N.ANTONELLI	28.680	K.FUJII	26.997	I.MORENO	34.074	T.FINSTERBUSC	31.566	29	I.MORENO	2'00.867	2'02.379 (29)	
30	T.FINSTERBUSC	28.811	T.FINSTERBUSC	27.193	T.FINSTERBUSC	34.484	K.FUJII	31.570	30	T.FINSTERBU	2'02.054	2'03.240 (30)	
31	K.HANUS	28.975	M.SCHROTTER	27.412	D.WEBB	34.995	D.WEBB	31.686	31	D.WEBB	2'03.449	2'04.144 (32)	
32	D.WEBB	29.323	D.WEBB	27.445	K.HANUS	35.077	K.HANUS	31.931	32	K.HANUS	2'03.626	2'03.626 (31)	
33	M.SCHROTTER	29.579	L.MORCIANO	27.517	L.MORCIANO	35.395	L.MORCIANO	32.251	33	M.SCHROTTE	2'04.892	2'05.206 (33)	
34	L.MORCIANO	30.000	K.HANUS	27.643	M.SCHROTTER	35.538	M.SCHROTTER	32.363	34	L.MORCIANO	2'05.163	2'05.565 (34)	

These data/results cannot be reproduced, stored and/or transmitted in whole or in part by any manner of electronic, mechanical, photocopying, recording, broadcasting or otherwise now known or herein after developed without the previous express consent by the copyright owner, except for reproduction in daily press and regular printed publications on sale to the public within 60 days of the event related to those data/results and always provided that copyright symbol appears together as follows below.
© DORNA, 2012

Official MotoGP Timing by **TISSOT**
www.motogp.com



Le Mans

Computerised results and timing service provided by **TISSOT****Moto3**

4185 m.

MONSTER ENERGY GRAND PRIX DE FRANCE**Qualifying Practice****Fastest Laps Sequence**

<i>Practice Time</i>	 <i>Rider</i>	<i>Nation</i>	<i>Motorcycle</i>	<i>Time</i>	<i>Km/h</i>	<i>Rider's Lap</i>
4'09.868	96 Louis ROSSI	FRA	FTR HONDA	2'01.464	124.036	2
6'10.180	96 Louis ROSSI	FRA	FTR HONDA	2'00.312	125.224	3
8'50.683	44 Miguel OLIVEIRA	POR	SUTER HONDA	1'59.006	126.598	4
12'48.868	44 Miguel OLIVEIRA	POR	SUTER HONDA	1'58.431	127.213	6
14'43.292	25 Maverick VIÑALES	SPA	FTR HONDA	1'58.423	127.221	7
14'46.758	44 Miguel OLIVEIRA	POR	SUTER HONDA	1'57.890	127.797	7
16'40.607	25 Maverick VIÑALES	SPA	FTR HONDA	1'57.315	128.423	8
16'43.872	44 Miguel OLIVEIRA	POR	SUTER HONDA	1'57.114	128.643	8
18'37.648	25 Maverick VIÑALES	SPA	FTR HONDA	1'57.041	128.724	9
30'33.358	25 Maverick VIÑALES	SPA	FTR HONDA	1'56.761	129.032	13
32'29.778	25 Maverick VIÑALES	SPA	FTR HONDA	1'56.420	129.410	14
36'22.497	25 Maverick VIÑALES	SPA	FTR HONDA	1'56.188	129.669	16
38'18.362	25 Maverick VIÑALES	SPA	FTR HONDA	1'55.865	130.030	17

These data/results cannot be reproduced, stored and/or transmitted in whole or in part by any manner of electronic, mechanical, photocopying, recording, broadcasting or otherwise now known or herein after developed without the previous express consent by the copyright owner, except for reproduction in daily press and regular printed publications on sale to the public within 60 days of the event related to those data/results and always provided that copyright symbol appears together as follows below.

© DORNA, 2012

Official MotoGP Timing by **TISSOT**
www.motogp.com

Le Mans, Saturday, May 19, 2012